

The logo features the text 'BAUS 2015 manchester' in a blue and white sans-serif font. A blue curved line arches over the text. The background of the entire page is a low-angle photograph of a modern building's glass and steel structure with several spotlights.

BAUS
2015
manchester

ANNUAL MEETING
MANCHESTER CENTRAL
15 - 18 June 2015



The British Association
of Urological Surgeons

Final Programme

Incorporating Meetings of the Sections of:
Academic Urology
Andrology & Genito-Urethral Surgery
Female, Neurological & Urodynamic Urology
and
Office of Education Teaching and Skills Courses

Sponsors

The Association wishes to acknowledge the generous support of the following companies:

Premier Sponsors



Major Sponsors



With thanks to the following Companies for their generous support of the BAUS Office of Education Teaching & Skills Courses

American Medical Systems

Bard Biopsy Systems

BK Medical

Boston Scientific

BXT Accelyon

Cook Medical

Medtronic & Covidien

Genesis Medical

Karl Storz- Endoskope

Laborie Medical Technologies Europe Ltd

Mana Tech

Mobile Health Systems

Neotract

Nuada Medical

Olympus Medical

Porges a Coloplast division

In addition the Association wishes to acknowledge the sponsors of The BAUS Section of Female, Neurological and Urodynamic Urology - Astellas Pharma Ltd



ANNUAL MEETING
MANCHESTER CENTRAL
15 - 18 June 2015

Monday 15 June
 Annual Meetings of the Sections of:
Academic Urology
Andrology & Genito-Urethral Surgery
Female, Neurological & Urodynamic Urology

Monday 15 June to Thursday 18 June
Medical and Trade Exhibition

Monday 15 June to Thursday 18 June
Office of Education Teaching and Skills Courses

Contents

Welcome from the President	2	Satellite Sessions	12-14
Introduction by the Honorary Secretary	3	Section Meetings Monday 15 June	16-24
General Information	5-7	Academic Urology	16-18
Abstract Book	5	Andrology & Genito-Urethral Surgery	19-21
Accommodation	5	Female, Neurological & Urodynamic Urology	22-24
Badge Scanning	5	Meeting Programme	16-35
BAUS 2015 App	5	Monday 15 June	16-24
Cloakroom	5	Tuesday 16 June	25-29
Conference Catering	5	Wednesday 17 June	30-33
Continuing Medical Education	5	Thursday 18 June	34-35
Delegate Badges	5	Medal Winners' Biographies	36-38
Exhibition – Location and Opening Hours	5	Papers and Posters	40-48
Manchester Central Concierge	7	Paper Sessions	40
Media Check	7	ePoster Sessions	41-48
Multifaith Prayer Room	7	Videoposters	48
Paper and ePoster Sessions	7	Exhibition	50-65
ePoster Helpdesk	7	Exhibition Plan	50
Registration Desk	7	List of Exhibitors	51
Satellite Sessions	7	Exhibition Guide	52-65
Scientific Sessions	7	Office of Education Teaching & Skills Courses	66-79
Twitter	7	Introduction from the Director of Education	66
Venue	7	Courses at a Glance	67
WiFi	7	Course Outlines	68-79
2016 BAUS Annual Meeting	7	BAUS 2015 App information	80-82
Registration Information	8		
The Cruise Endoscope	9		
Social Programme	11		

Welcome from the President



It is a very real pleasure to welcome you to Manchester for the 71st annual scientific meeting of the British Association of Urological Surgeons.

Manchester is now a vibrant dynamic city with much to offer beyond the meeting itself, with the world-class Hallé orchestra at the Bridgewater Hall, top class art galleries, a world class cycling velodrome

and two reasonably well-known football clubs!

I have to thank Frank Keeley our Honorary Secretary for putting together an exceptional scientific programme. The Academic, Andrology (AGUS) and Female (FNUU) Sections are holding their annual meetings on Monday and the Oncology and Endourology Sections are contributing significantly to the scientific content as well.

Duncan Summerton, our Honorary Secretary Elect, has produced an excellent programme of Teaching and Skills Courses with the introduction of several new courses this year. Places are limited so please book early to avoid disappointment.

We are fortunate again to have attracted a significant number of world-leading urologists from around the globe. This includes a number of Presidents and leaders of other national Urological Associations. The aim is to give you, the delegates a comprehensive overview of the latest in global urology. Thursday in particular is a strong day with sessions presented by the International British Urology Society, the BJU International and also by the AUA. Please therefore use the whole Meeting to achieve your continuing professional development.

The Welcome Reception will be held in the Exhibition Hall at 1800 on Monday and will provide an additional opportunity to visit the exhibition stands. On Monday we have been lucky enough to secure 2 hours at the cycling velodrome (2000-2200). Please see the BAUS Registration Desk for availability. The main social event is on Wednesday and is a traditional BAUS dinner, which will be held in the Manchester Town Hall in Albert Square. This is one of the iconic landmark Grade 1 listed buildings in England; one of the finest examples of Neo-Gothic architecture in the

UK. This will be a great chance to catch up with friends and colleagues.

I would also like to express my thanks to our colleagues from the pharmaceutical and equipment companies for their very generous support of BAUS at the Annual Meeting and throughout the year. I hope therefore you will show your appreciation by visiting their stands in the Exhibition Hall during the week. We have scheduled times into the programme to allow you to visit the exhibition.

Finally, I would like to offer my special thanks to the Organising Committee, the BAUS Section Chairmen, Secretaries and Committee Members, our Abstract Reviewers and, in particular, Frank Keeley, the staff in the BAUS Office (especially Hannah Doyle, Events Manager, Freya Gosling, Events Assistant, Harry Heald, Events Assistant) and Bob Tolley (Exhibition Manager) for the enormous amount of work that they have put into planning this meeting.

I look forward to seeing you at the meeting.

Mark J Speakman

President, BAUS

Introduction by the Honorary Secretary



BAUS 2015 promises to offer something new as well as something familiar. The new includes e-posters, 'As Live' sessions organised by the Section of Endourology, as well as a focus on patient-centred outcomes. The familiar includes the venue, Manchester Conference Centre, located in the heart of the city, as well as a banquet dinner on Wednesday

evening within easy walking distance at the Manchester Town Hall.

We welcome Dr Pamela Hartzband and Dr Jerome Groopman from Harvard, a wife and husband team, who will address the difficult issue of quality versus quantity of life in a lecture entitled, 'There is more to life than death'. We are delighted to welcome a number of other well-recognised overseas guests to participate in our plenary, sub-plenary and poster sessions as well as giving Guest Lectures in this year's programme.

We hope to stimulate discussion, especially in the session challenging the accepted practice of slavishly following Guidelines entitled, 'The Use, Misuse and Abuse of Evidence-Based Medicine.'

Antibiotic resistance is fast becoming a major public health issue threatening to affect all of us and the way we practice. Mr. Ken Anson will be chairing a session involving the Deputy Chief Medical Officer, Dr Gina Radford. The issue has become a major national priority and urologists have a role to play in combating it.

We all struggle to manage patients with conditions that are not easily addressed with medication or surgery. Duncan Summerton will be leading a 'Heartsink' session entitled, "Pelves, Prostates and Plums", covering painful conditions. He and his panel will be helping us find logical management pathways for these patients.

We encourage you to download the BAUS 2015 App onto your smartphone or tablet so you can interact with our speakers and session chairs. The App will be a hybrid App - a combination of a web based App and a native App which can be downloaded from the various App stores. This is a move on from the BAUS 2014 App which was web-based only. Please see the page 80-82 for details on how to download the BAUS 2015 App.

In case you miss any of the sessions, you are most welcome to visit the BAUS stand in the exhibition hall to watch recordings on BAUS On Demand!

We have had a huge number of abstract submissions this year and will be awarding a Best of BAUS paper prize.

The six top scoring abstracts will be presented on Monday at the Academic Section meeting. In order to accommodate as many high quality abstracts as possible, we are running twelve e-poster sessions and one podium session within the main meeting. Bladder cancer abstracts rated very highly this year and so will be presented as both a poster and paper session.

The meeting will cover all the main specialities in throughout the week, with the Sections of Academic Urology, Andrology and Genito-Urethral Surgery and Female, Neurological and Urodynamic Urology starting the meeting on Monday. Each Section is making a big contribution to the main BAUS meeting. Running in parallel to these sessions throughout the week will be a number of teaching and skills courses, overseen by Duncan Summerton.

The programme on Thursday will again have a distinctly international feel. We are fortunate to have an all-star line-up of speakers from around the world in the IBUS, AUA and BJU International Plenary Sessions. We have decided to run the Updates and Breaking News Plenary Session again this year, with Simon Brewster chairing. We hope you will find the sessions stimulating and educational.

BAUS 2015 includes a number of social events. On Monday evening we are starting with our usual Welcome Reception in the Exhibition Hall at the conference centre, followed by a 5-a-side football competition. I encourage as many of you as possible to turn up and support your local team – we had a great time last year in Liverpool and I am sure it will be just as entertaining this year. On Wednesday evening, there is a formal dinner hosted by Mr Mark Speakman at the Manchester Town Hall.

We are once again very appreciative of the support we have received from industry colleagues without which it would be very difficult to provide such a comprehensive meeting for you. The programme includes breaks for refreshments, which are served in the Exhibition Hall, and I hope you will use this time to visit the trade exhibition and meet up with our industry sponsors. We also have a number of innovative and cutting edge satellite sessions this year (see page 12-14 for details) so please do take the opportunity to attend as many of them as possible.

This will be my last meeting as BAUS Honorary Secretary and I would like to take this opportunity to thank all my friends and colleagues in the BAUS office, together with the BAUS trustees and council members, for all their hard work and support in helping to pull this programme together.

I look forward to meeting you and I hope you have an enjoyable meeting.

Frank Keeley
Honorary Secretary

BJU International and the BJUI Journal are pleased to support THE BAUS 2015 ANNUAL MEETING



BJU INTERNATIONAL GUEST LECTURE

Hormone-refractory prostate cancer

PROFESSOR HENDRIK VAN POPPEL,
University Hospitals Leuven

BJU INTERNATIONAL SESSION: EVIDENCE-BASED UROLOGY

CHAIR: PROFESSOR PROKAR DASGUPTA,
Editor-in-Chief, BJU International and Guy's Hospital

Systematic reviews and evidence-based urology

PROFESSOR PHILIPP DAHM, University of Minnesota

The evidence for partial nephrectomy and its different approaches

ASSISTANT PROFESSOR ALESSANDRO VOLPE,
University of Eastern Piedmont

BJU INTERNATIONAL PRIZE FOR THE BEST PAPER AT BAUS 2015

Awarded for the best paper presented during the Academic Urology Section Meeting

Who will win the prize this year?

JOHN BLANDY PRIZE AND LECTURE

Awarded for the best paper published in the
BJUI Journal by a trainee based in the UK or
Europe between July 2013 and June 2014

See www.bjui.org for details on eligibility for this prize
in future

BJU INTERNATIONAL SPONSORED TEACHING COURSE

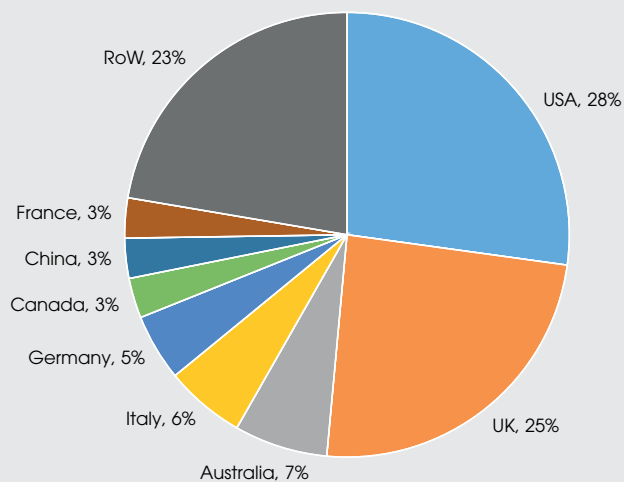
DIRECTOR: PROFESSOR PROKAR DASGUPTA

Social Media for Urologists



SUPPORTING BRITISH AUTHORS

Articles accepted in 2014 by country



In 2014, 13% of articles submitted to the BJUI were British and a quarter of all articles accepted for publication were from UK authors.

General Information

Abstract Book

Abstracts will be published in the Conference Edition of the BJU International, which are in your delegate bag.

Accommodation

BAUS is pleased to offer delegates an accommodation booking service which is provided by Visit Manchester. By securing allocations at hotels in Manchester well in advance of the meeting, we have ensured that bedrooms in this popular city are available for delegates throughout the conference. For more information and the online booking service please go to the Visit Manchester website (which was accessed via the BAUS website www.baus.org.uk). Please book early to secure your preferred room as hotel requests are handled on a 'first-come, first-served' basis and all rooms are subject to availability at the time of the booking. Should you wish to book directly with the hotels you may not necessarily be offered the BAUS rate for accommodation - Please refer all enquiries about your hotel booking directly to Visit Manchester - Tel: 0161 238 4563/4514 or email: ABS@visitmanchester.com

Badge Scanning

This year we will again be using badge scanning as lead retrieval. Exhibitors are able to hire scanners and scan delegate badge barcodes in order to download the following information:

- **Name, Job Title, Place of Work**
(as you specify on your online registration form)
- **Work Email address**
(as you specify on your online registration form)

Badge scanning by exhibitors is not compulsory. If you DO NOT wish to disclose this information to exhibitors then do not allow your badge to be scanned. BAUS Staff may scan you on the entrance into sessions; this is purely for a count of attendance at the sessions.

BAUS 2015 App

We are pleased to announce that we will have a BAUS Annual Meeting Smartphone App again this year.

You can use the App to:

- View the main programme
- Plan your week
- View Overseas Speaker and Guest Lecturer Profiles
- View Paper and ePoster Abstracts
- View the Exhibition Plan and Exhibitor Details
- Ask questions within the Main Auditorium
- Provide session feedback
- Find out further information about the Meeting and Social Events

The BAUS 2015 App will be a hybrid App - a combination of a web based App and a native App which can be downloaded from the various App stores.

This is a move on from the BAUS 2014 App which was web based only.

Please see the inside back cover, page 80-82 for details on how to download the App.

Cloakroom

The Cloakroom is located next to the BAUS registration Desk and will be open at the following times:

Monday 15 June:	0730 - 1930
Tuesday 16 June:	0715 - 1930
Wednesday 17 June:	0730 - 1800
Thursday 18 June:	0730 - 1430

Conference Catering

On Monday arrival tea and coffee will be served between 0800-1200 in the Charter Foyer. On Thursday tea and coffee will be served between 1200-1400 outside the Exchange Auditorium. All other refreshment breaks will be served in the Exhibition Hall. Complimentary tea and coffee will be available on presentation of your delegate badge which will be scanned by catering staff. Lunch can be purchased within the Exhibition Hall.

Continuing Medical Education

This meeting has been accredited with CME points as follows:

Monday 15 June	6 points
Tuesday 16 June	6 points
Wednesday 17 June	6 points
Thursday 18 June	4 points

The Satellite Sessions are each accredited with 1 CME point.

Delegate Badges

For security purposes all delegates, accompanying persons and exhibitors must wear the official BAUS 2015 delegate badges at all times to be admitted to the conference centre and social events. Badges will be issued from the Registration Desk.

Exhibition - Location and Opening Hours

The exhibition is in the Central 2 and will be open at the following times:

Monday 15 June	1200 - 1845
(The welcome drinks reception will be held in the hall between 1800-1845)	
Tuesday 16 June	0830 - 1730
Wednesday 17 June	0830 - 1730
Thursday 18 June	0830 - 1200

Please note entry to the conference or exhibition is NOT available to personnel from commercial companies who do not have an exhibition stand.

PORGES

 **Coloplast**

**Booth
335**

Urology Care

We develop. You care.

Elefant®



Folysil®

Re-Trace



Duowire™ Bi-flex

**NEW
guidewire**



Easivac®



Dormia®



Cobra®



BoNee®



Aris®



Titan® Touch



Nene Hall, First Floor
Peterborough Business Park
Peterborough
Cambridgeshire
PE2 6FX

Office: +44 (0) 1733 392000
Orders: +44 (0) 1733 368989

gbmap@coloplast.com
www.coloplast.com

PORGES

General Information continued

Manchester Central Concierge

For local information please see the Concierge which is located next to the BAUS Registration Desk.

Media Check

Media Check-In is located in Central 3 & 4 and will be open at the following times:

Monday 15 June:	0700 - 1800
Tuesday 16 June:	0730 - 1730
Wednesday 17 June:	0730 - 1730
Thursday 18 June:	0730 - 1400

Multifaith Prayer Room

The Prayer Room is located on Level 0 and is clearly signposted.

Paper and ePoster Sessions

Full details of the presenters and abstracts have been published in the Final Conference and Scientific Programme and the Abstract Book, which are in your delegate bag. The ePoster sessions are new for 2015.

The ePosters will also be available online directly before, during and after the meeting. There will also be viewing stations within the Exhibition Hall during the meeting.

ePoster Helpdesk

The ePoster Helpdesk is located in the Exhibition Hall and will be open at the following times:

Monday 15 June	1200-1800
Tuesday 16 June	0830-1730
Wednesday 17 June	0830-1730
Thursday 18 June	0830-1200

Registration Desk

All relevant conference documentation should be collected from the BAUS Registration Desk. The desk will be situated outside the Exhibition Hall. It will be open at the following times:

Monday 15 June	0800 - 1800
Tuesday 16 June	0730 - 1730
Wednesday 17 June	0730 - 1730
Thursday 18 June	0800 - 1400

Satellite Sessions

Satellite Sessions will be held in The Exchange Auditorium. Please see pages 12 -14 for the Satellite Session programmes.

Scientific Sessions

The Scientific Sessions will be held in the Exchange Auditorium and Charter 1. The sessions are only open to registered delegates. Please note entry to the conference or exhibition is NOT available to personnel from commercial companies who do not have an exhibition stand.

Twitter

BAUS 2015 is on Twitter:

[@BAUSUrology](#)
[#BAUS15](#)

Delegates are reminded of the GMC and BMA guidance in respect to social media.

Venue

Manchester Central
Convention Complex
Petersfield
Manchester
M2 3GX

Tel: +44 (0) 161 834 2700
Fax: +44 (0) 161 833 3168
Email: info@manchestercentral.co.uk

WiFi

Connect to the wireless network "MCCC"

The portal page will automatically load (if the portal doesn't open automatically, open your web browser and attempt to access a website).

Enter your information and accept the Terms and Conditions. Once successful you will now have access to the internet. Please contact a member of Manchester Central's Concierge Team if you experience any problems accessing the internet.

2016 BAUS Annual Meeting

The 2016 Meeting will be held at the BT Convention Centre, Liverpool 27 – 30 June 2016.

All Conference content, speakers and timings are correct at time of publication. The Organisers cannot be held responsible for changes due to circumstances beyond their control, including the withdrawal of speakers from the programme, for any reason.

Registration Information

Exhibition-Only Registration

For a small daily fee, pre-registered health care professionals can view the exhibition only (no admittance to conference sessions).

Exhibition-only registration will not be available on-site.

Non-Exhibiting Company Personnel

Please note entry to the conference or exhibition is NOT available to personnel from commercial companies who do not have an exhibition stand.

Accompanying Persons - Registration

There is no registration fee for partners of delegates but badges will be issued. Accompanying persons are invited to attend the Welcome Reception on Monday 15 June as well as the Dinner at Manchester Town Hall on Wednesday 17 June. Places for events should be booked at the BAUS Registration Desk. There is no formal Accompanying Persons Programme but please see page 11 for details of the coffee morning at The Midland Hotel on Tuesday 16 June. Badges for accompanying persons do not permit entry to scientific sessions or teaching and skills courses.

The Cruise Endoscope comes to BAUS Manchester 2015

Mr Jonathan Goddard, Curator of the BAUS Virtual Museum of the History of Urology

This year at BAUS 2015 in Manchester, the BAUS Museum is very excited to be able to display the 1865 Cruise Endoscope. This wonderful instrument has been generously loaned to us for BAUS week by the Manchester Medical School Museum.

Early Cystoscopy

The era of modern cystoscopy dawned with the introduction of the Kystoskop and Urethroskop of Maximilian Carl-Friedrich Nitze (1848–1906) and Joseph Leiter (1830–1892) in 1877; the Cruise Endoscope of course pre-dates this.

The earliest real attempt at a cystoscope was by Philip Bozzini (1773-1809), of Mainz, Germany in 1807. Called the Lichtleiter, it was basically a tube illuminated by the light of a beeswax candle. Other candle-powered endoscopes were subsequently introduced; by Pierre Ségalas (1792–1874) of France who in 1826 attempted to improve on the Lichtleiter by adding a second candle, by John Fisher (1798-1850) of Boston and in England by John Avery of Charing Cross Hospital who, in 1844, increased the illumination by adding a Palmer's lamp reflector from a miner's lamp.

In 1853, French surgeon Antonin J. Desormeaux (1815–1894) presented his version of a cystoscope to the Imperial Academy of Medicine in Paris; his light source was an oil lamp burning a mix of alcohol and turpentine giving a bright but rather hot and smoky light. A Desormeaux Endoscope was acquired by Dublin's Francis Cruise but he was disappointed with its poor illumination and so planned to improve it.

Sir Francis Richard Cruise



Image provided with kind permission of The Royal College of Physicians of Ireland

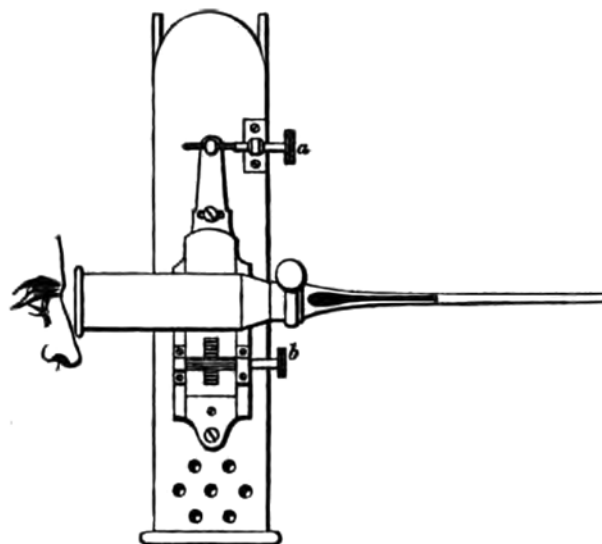
Francis Richard Cruise was born in Mountjoy Square, Dublin in 1834; the son of a solicitor. He studied medicine at Trinity College and Richmond Hospital graduating in 1858. Cruise worked as a junior doctor in the Mater Hospital when it opened in 1861.

Cruise was President of the Royal College of Physicians of Ireland from 1884 to 1886. He was knighted in 1896 and in 1901, King Edward VII appointed him as physician-in-ordinary to the King in Ireland. In 1905 the Pope conferred on him a knighthood of St. Gregory. He died on February 26th 1912 and is buried in Glasnevin Cemetery.

The Cruise Endoscope

In 1865 Cruise introduced an improved version of Desormeaux's endoscope. His endoscope differed from Desormeaux's by using a mixture of petroleum and dissolved camphor to replace Desormeaux's gasogene mix. This mix generated a flatter flame that projected a better light. Cruise also significantly enhanced the lens by becoming the first to successfully incorporate a binocular system.

He divided his lens apparatus into two separate systems; one part was used as the reflecting module, while another concave lens was set up specifically to focus the light more intensely onto the field of view.




Cruise achieved great acclaim for performing some of the world's first operative endoscopic treatments successfully in living patients. Among the most notable was one of the world's first endoscopically-assisted urethrotomies. Using his newly improved endoscope, Cruise could also diagnose for the first time lesions such as bladder tumours.

We are very privileged to be able to display this 1865 Cruise Endoscope here at BAUS 2015. I hope you will come to see it in the BAUS Museum display cabinet on the BAUS stand.

The BAUS Museum

The BAUS Virtual Museum of the History of Urology was set up in 2011 in response to the huge popularity of the History of Urology Poster Section at the BAUS annual meetings and to provide a base for the recording of the history of urology in the UK. The museum is web based being hosted on the BAUS website and is accessible to all. A physical display of objects related to the history of urology is presented by the

BAUS Museum at the BAUS Annual meeting and a permanent museum cabinet is due to be displayed in the BAUS offices as this goes to press. I would encourage you all to visit the online museum, which is being updated this year and would be glad of any contributions or comments. Any questions on the history of urology can be directed to us via BAUS or the museum and we will do our best to answer them.



A combined force
against bladder and
prostate symptoms

VESOMNI is accepted for use in NHS Scotland by the SMC¹



solifenacin succinate plus tamsulosin hydrochloride 6mg/0.4mg modified release tablet (Vesomni™) is accepted for use within NHS Scotland.

Indication under review: for the treatment of moderate to severe storage symptoms (urgency, increased micturition frequency) and voiding symptoms associated with benign prostatic hyperplasia in men who are not adequately responding to treatment with monotherapy.

In patients for whom concomitant use of solifenacin succinate and tamsulosin hydrochloride is appropriate, Vesomni™ allows administration of a single tablet at a lower cost compared to the individual components administered separately.

For detailed advice from the SMC, please visit www.scottishmedicines.org.uk

Vesomni™ (solifenacin 6mg/tamsulosin 0.4mg) Prescribing Information

Presentation: Vesomni™ 6mg/0.4mg modified release tablets containing a layer of 6mg solifenacin succinate and a layer of 0.4mg tamsulosin hydrochloride. **Indication:** Treatment of moderate to severe storage symptoms (urgency, increased micturition frequency) and voiding symptoms associated with benign prostatic hyperplasia (BPH) in men who are not adequately responding to treatment with monotherapy. **Dosage:** Adult males (including older people): Recommended dose: One tablet (6mg/0.4mg) once daily taken orally with or without food. Children and adolescents: No relevant indication for use in children and adolescents. **Contraindications:** Patients hypersensitive to the active substance or any of the excipients, or undergoing haemodialysis, or with severe hepatic impairment, or with severe renal or moderate hepatic impairment and also treated with a strong CYP3A4 inhibitor. Severe gastrointestinal conditions (including toxic megacolon), myasthenia gravis or narrow-angle glaucoma and patients at risk for these conditions. Patients with a history of orthostatic hypotension. **Warnings and Precautions:** Use with caution in patients with: severe renal impairment, risk of urinary retention, gastrointestinal obstructive disorders, risk of decreased gastrointestinal motility, hiatus hernia/gastroesophageal reflux and/or who are concurrently taking medicinal products (such as bisphosphonates) that can cause or exacerbate oesophagitis, autonomic neuropathy. Other conditions which can cause symptoms similar to BPH should be investigated and excluded. Other causes of frequent urination (heart failure or renal disease) should be assessed. Treat urinary tract infections with appropriate antibacterial therapy if present. QT prolongation and Torsade de Pointes have been observed in patients with risk factors such as pre-existing long QT syndrome and hypokalaemia, treated with solifenacin succinate. Angioedema with airway obstruction have been reported in some patients on solifenacin succinate and tamsulosin. Anaphylactic reaction has been reported in some patients treated with solifenacin succinate. Vesomni™ should be discontinued if angioedema occurs, or in patients who

develop anaphylactic reactions and appropriate therapy and/or measures should be taken. A reduction in blood pressure can occur during treatment with tamsulosin, as a result of which, rarely, syncope can occur. Patients starting treatment with Vesomni™ should be cautioned to sit or lie down at the first signs of orthostatic hypotension (dizziness, weakness) until the symptoms have disappeared. Initiation of Vesomni™ is not recommended in patients for whom cataract or glaucoma surgery is scheduled. Intraoperative Floppy Iris Syndrome (IFIS) has been observed during cataract and glaucoma surgery and may increase the risk of eye complications during and after the operation in some patients on or previously treated with tamsulosin. During the pre-operative assessment, cataract surgeons and ophthalmic teams should consider whether patients scheduled for cataract or glaucoma surgery are being or have been treated with tamsulosin in order to ensure appropriate measures are in place to manage the IFIS during surgery. Use with caution in combination with moderate and strong CYP3A4 inhibitors and it should not be used with strong CYP3A4 inhibitors in patients who are of the CYP2D6 poor metaboliser phenotype or who are using strong CYP2D6 inhibitors. **Interactions:** Concomitant medication with any medicinal products with anticholinergic properties may result in more pronounced therapeutic effects and undesirable effects. Allow one week after stopping Vesomni™ before commencing any anticholinergic therapy. Concomitant administration of Vesomni™ with moderate and strong inhibitors of CYP3A4 may lead to increased exposure to both tamsulosin and solifenacin. Solifenacin can reduce the effect of stimulators of gastrointestinal tract motility. Co-administration with other alpha₁-adrenoceptor antagonists could lead to hypotensive effects. Diclofenac and warfarin may increase the elimination rate of tamsulosin. **Adverse Effects:** Dry mouth, constipation, dyspepsia, dizziness, blurred vision, fatigue, ejaculation disorders, pruritus and urinary retention for Vesomni™. Nausea and abdominal pain were also commonly reported events for solifenacin. In

post-marketing surveillance for solifenacin, Torsade de Pointes, electrocardiogram QT prolonged, atrial fibrillation, tachycardia have been observed. During post-marketing surveillance of tamsulosin, IFIS has occurred in some patients during cataract surgery. Atrial fibrillation, arrhythmia, tachycardia and dyspnoea have also been reported in association with tamsulosin use from post-marketing experience. Prescribers should consult the Summary of Product Characteristics in relation to other side effects. **Pack and prices:** Vesomni™ 6mg/0.4mg pack of 30 tablets \$27.62 **Legal Category:** POM. **Product Licence Number:** Vesomni™ 6mg/0.4mg PL 00166/0404. **Date of Preparation:** December 2013. **Further information available from:** Astellas Pharma Ltd, 2000 Hillswood Drive, Chertsey, Surrey, KT16 0RS, UK. Vesomni™ is a Registered Trademark. For full prescribing information please refer to the Summary of Product Characteristics. **For Medical Information phone 0800 783 5018.**

Adverse events should be reported. Reporting forms and information can be found at www.mhra.gov.uk/yellowcard. Adverse events should also be reported to Astellas Pharma Ltd. Please contact 0800 783 5018

Reference:

1. www.scottishmedicines.org.uk.

Date of preparation: October 2014
Job Code: VSO14061UK(1)

Social Programme

Welcome Reception - Exhibition Hall

Monday 15 June 1800–1845

Time to get together with old friends and colleagues to enjoy a glass of wine. Hosted by Council Members. The dress code is smart/casual. Entry to the reception will be by delegate badge.

Accompanying Persons

Tuesday 16 June 1100

Helen Speakman, the wife of the BAUS President Mr Mark Speakman, invites you to meet her for coffee in the Octagon Lounge at The Midland Hotel, Manchester at 1100. A tour guide will be in attendance to plan your week and arrange a tour of the City.



Dinner at Manchester Town Hall

Wednesday 17 June 1900

This year's social event will be a Dinner at the Manchester Town Hall. The Dinner will take place at 19:00 on Wednesday 17 June.

Attendance at the Dinner is £55 for delegates and £75 plus VAT for Exhibitors; please see the BAUS registration desk for availability.

The dress code for the dinner is lounge suits.



Awards

The following awards will be presented at the Dinner:

St Paul's Medal

The St. Paul's Medal is awarded by BAUS Council to distinguished colleagues from overseas whose contributions to BAUS in particular, or to urology in general, Council particularly wishes to appreciate and honour. Mr Richard Turner Warwick (President, 1988-1990) presented the Association with the die for the medal in 1989.

Presented to: **Professor Mark Soloway, Memorial Hospital, Hollywood, Florida, USA**

Gold Medal & Honorary Membership

The BAUS Gold Medal was instituted by BAUS Council in 2008 and is awarded to an individual or individuals who have contributed to the development and advancement of urology as a corporate entity.

Honorary Membership is give to "persons who have achieved outstanding prominence in the field of medicine related to urology either in the UK or abroad."

Presented to: **Mr Adrian Joyce, St James's University Hospital, Leeds**

Keith Yeates Medal

The Medal may be awarded each year to the most outstanding candidate at the first sitting of the Intercollegiate Specialty Examination in Urology Examination. The Medal was introduced to reward an outstanding performance and is funded by The Royal College of Surgeons of Edinburgh.

The Ralph Shackman Trust was established by the late Mrs Ralph Shackman in memory of the contribution to Urology and Renal Transplantation made by her husband, Professor Ralph Shackman. The Trust provides that the winner of The Keith Yeates Medal will be entitled to a Travelling Fellowship of £2,000.

Presented to:

Miss Hazel Ecclestone, Northwick Park Hospital, Harrow
Mr Andrew Chetwood, Frimley Park Hospital

John Anderson Award

This award was instigated by John's family and BAUS to recognise an outstanding trainee or consultant within two years of first appointment. The selection criteria are based around a single outstanding event and/or consistent commitment to high quality patient care. Nominations were submitted jointly from Training Programme Directors and SAC Liaison Members and the Panel making the award included Mrs Sarah Anderson.

Presented to: **Mr Ben Grey, Manchester Royal Infirmary**

Satellite Sessions

Each Satellite Session will take place in the Exchange Auditorium and has been accredited with 1 CME point.

Monday 15 June 1700-1800

Lilly



Patients, Pathways & PDE5i's

This session will aim to provide an interactive discussion around the management of your patients experiencing ED and LUTS-BPH. The discussion will focus on the link between these comorbid conditions and how a daily PDE5i can be the appropriate treatment choice for these patient groups.

1700 - 1705 **Chairman's welcome**

Mr Ben Challacombe, BSc. MS FRCS (Urol), Consultant Urological Surgeon and Honorary Senior Lecturer with a special interest in robotic surgery and minimally invasive prostate cancer treatments, Guy's and St Thomas Hospitals NHS Foundation Trust, King's College London

1705 - 1800 **Patients, Pathways & PDE5i's**

Dr Jonny Coxon, GP Partner, Beaconsfield Medical Practice & CCG Local Member Group Lead, Brighton

Mr Tim Jones, NHS Commissioning Specialist, NHS England, various CCGs and NHS trusts

This satellite symposium has been sponsored and organised by Lilly

Tuesday 16 June 0745-0845

Janssen



Prostate cancer management in 2015; the changing role of the urologist

Chair/speaker: **Mr Declan Cahill**, Consultant Urological Surgeon, The Royal Marsden NHS Foundation Trust, London

Speakers: **Dr Simon Chowdhury**, Consultant Medical Oncologist, Guy's and St Thomas' Hospital, London; **Louisa Fleure**, Clinical Nurse Specialist, Guy's and St Thomas' Hospital, London

This highly interactive session will 'bring to life' the importance of multidisciplinary (MDT) working in optimising treatment decision making in this rapidly advancing arena of prostate cancer management. Utilising a number of experts representing the MDT, a case study will be brought to life via discussion amongst the faculty and the audience, highlighting:

- Key challenges in decision making
- The changing role of the urologist in line with developing treatment strategies
- The dynamics of MDT communication

Satellite Sessions

Each Satellite Session will take place in the Exchange Auditorium and has been accredited with 1 CME point.

Tuesday 16 June 1630-1730



Astellas

Continence Care enters the Commissioners Den

Professor Chris Chapple, Urologist

Mr Marcus Drake, Urologist

Mr Simon Hill, Urogynaecologist

Mr Tim Jones, NHS Commissioner

Wednesday 17 June 0800-0900



Astellas Oncology

Debate: Are urologists able to manage mCRPC?

An interactive debate on the treatment and management of metastatic castration-resistant prostate cancer (mCRPC) patients

This Astellas Oncology-sponsored symposium will feature an interactive debate and panel discussion, looking at whether urologists or oncologists are best placed to manage patients with mCRPC and initiate therapy.

Chairperson:

Professor Noel Clarke, Consultant Urologist, The Christie

Panel members:

Mr Philip Cornford, Consultant Urologist, Royal Liverpool Hospital

Dr Amit Bahl, Consultant Oncologist, Bristol Haematology and Oncology Centre

Mr Simon Brewster, Consultant Urological Surgeon, Oxford University Hospitals NHS Trust.

Astellas products will be discussed at this symposium. This symposium is organised and funded by Astellas Pharma Ltd.

Satellite Sessions

Each Satellite Session will take place in the Exchange Auditorium and has been accredited with 1 CME point.

Wednesday 17 June 1630-1730

 OLYMPUS

Olympus

Title: TURis: The New Gold Standard


Introduction: **What's the meaning of NICE recommendations?**
Presenter: **Mr Mark Campbell**

Lecture 1: **TURis for day case**
Presenter: **Mr Simon Woodhams**

Lecture 2: **TURis for vaporisation**
Presenter: **Mr Neil Barber**

Lecture 3: **TURis for TUEB**
Presenter: **Professor Joerg Rassler**

Summary and Close: **TURP vs TURis** – Vote



Annual Meeting

30 November – 1 December 2015

SAVE THE DATE

The BAUS Section of Academic Urology are pleased to announce their next annual meeting on Monday 30 November and Tuesday 1 December 2015 at the Royal College of Surgeons of England. London

Following on from last years very successful event the Section of Academic Urology meeting will be held over 2 days and combine a programme in research training and academic research presentations from across the country. Highlights will include lectures on training in research methodology and updates on the RCS Clinical trials initiative. The main meeting will focus on oral and poster presentations from urological teams across the UK encompassing the breadth of current clinical, translational and laboratory research.

The section will also be awarding the prestigious BAUS Academic Urology Prize 2015. This will be awarded to the most outstanding research presentation by a trainee at this year's meeting. The award will include a certificate and prize money of £700. There are no restrictions on the nature of the research and points will be gained for originality, scientific quality and rigour, impact on advancing urology research and potential for benefit to patients.

The section will again also be holding our Dragon's Den session which will invite urological trainees to submit and debate proposals for network or national collaborative research studies.

Further details for submitting abstracts and trainee proposals will be announced in early September 2015.

Vincent J Gnanapragasam, on behalf of the Executive Committee

John McGrath, Secretary

Howard Kynaston, Chairman

Benjamin Lamb, Trainee Representative

Monday 15 June 2015

0800-1800 *Registration Desk Open*
 1200-1845 *Exhibition Open Central 2*

0855-1640 Charter 1

BAUS Section of Academic Urology: Annual Meeting

Theme:

The Urology Front Line: Hard-to-treat infection and treatment selection in urinary tract cancer

Introduction by **Professor Rob Pickard**, Chairman, BAUS Section of Academic Urology

Urology research continues to be in good health with active laboratories and rapidly increasing involvement in national clinical trials. We like to feel that the Academic Section is helping to facilitate this growth! Thanks to generous funding from BAUS, BJUI and TUF we are now part of the Royal College of Surgeons of England Clinical Research Initiative and we held a well-attended launch meeting in early December. The key aspects that myself and Mark Emberton, the 'Urology Research Champions' wish to promote are firstly the use of more adaptive trial designs to maximise the involvement of patients and overcome lack of equipoise amongst clinicians, and secondly the mobilisation of our younger trainee colleagues as a clinical research-active unit nationally. We will be taking these themes forward in 2015 and would both be delighted to discuss any ideas you may have. We were also pleased as Day 2 of the December Academic Section Meeting to re-launch the 'Urology Research Society' Meeting to showcase the best in laboratory and early phase clinical research through podium and poster presentations. The day, organised by Vincent Gnanapragasam, was highly successful and will be repeated this year between 30 November and 1 December - be ready to submit your best work.

For BAUS 2015 we are firstly showcasing the 'Best of BAUS' by giving the opportunity to a select group of young researchers who have been chosen by the Abstract Committee to present their work to an audience of critical friends. This is followed by a lecture from the recipient of this year's John Blandy Prize, which I am sure will give credit to Professor Blandy's memory. We are very grateful to the BJU International and its Editor, Prokar Dasgupta, for supporting this first session. After the Medical Student prizes we moving on to what we know will be two thought-provoking topics each with controversial areas encouraging audience discussion.

Firstly an emerging threat to rival climate change; *Escherichia coli*. A highly adaptable organism that seems to laugh in our faces as we try to combat urosepsis with an increasingly ineffective range of antibiotics. We are delighted to welcome our three invited experts to inform us of the risks and help discuss potential new ways of working to combat the treat of multi-resistant uropathogens. After lunch, the second session jointly organised by Howard Kynaston and Jo Cresswell from the Section of Oncology has a wide array of invited speakers to delve into emerging new concepts regarding categorisation and treatment of urological malignancy. I am sure these talks will stimulate a lot of thinking and future discussion on the future shape of urological cancer care.

We end with the BURST session, where our younger colleagues will consider the conflicts between introduction of new technology and the need to train future urologists. Increasing use of simulation is one possible answer together with more formal assessment of generic 'action' skills.

The Academic Section relies on the continuing support of its membership and I would encourage both clinical and scientific colleagues who are not currently members to consider joining and making a contribution. We have an extremely attractive programme in store and as I hand over to the incoming Chair of the Academic Section, Howard Kynaston, I look forward to meeting colleagues and discussing future developments during BAUS week.

0855-0900 **Welcome and Introduction**

Professor Rob Pickard, Freeman Hospital, Newcastle

0900-1000 **Best Academic Paper Session**

BJU International Prize for the best paper at BAUS 2015. For the Best Academic Paper abstracts please see page 40.

Chair: **Professor Rob Pickard**, Freeman Hospital, Newcastle

1000-1025 **John Blandy Prize and Lecture**

Introduced and presented by: **Professor Prokar Dasgupta**, Editor-in-Chief, BJU International

Awarded to: **Dr Donna M Daly**, University of Sheffield & **Dr Valerie Collins**, University of Sheffield

Lecture by: **Dr Donna M Daly**, University of Sheffield

Monday 15 June 2015

Charter 1 BAUS Section of Academic Urology: Annual Meeting continued

- 1025-1030 **Medical Student Best Essay and Audit Prizes**
Presented by **Mr Ian Pearce**, Manchester Royal Infirmary
Medical Student Essay Competition 2015:
Mr Tim Napier-Hemy, University of Liverpool Medical School
Mr Joel Ward, Oxford University Medical School
BAUS FY & Audit/QuIP Competition 2015:
Mr Ankit Desai, Kent Sussex and Surrey Deanery
Ms Natalie Hicks, East of England Deanery
Announcement of winner of Best Academic Paper Session

1030-1045 *Refreshment Break*

- 1045-1200 **Multi-resistance in Escherichia coli: The Threat for Urology**
Chairs: **Professor Rob Pickard & Mr Ased Ali**, Freeman Hospital, Newcastle
- 1045-1050 **Introduction**
Professor Rob Pickard, Freeman Hospital, Newcastle
- 1050-1110 **Resistance mechanisms in Escherichia coli**
Dr Mathew Upton, Associate Professor (Reader) in Medical Microbiology, School of Biomedical & Healthcare Sciences, Plymouth University Peninsula Schools of Medicine and Dentistry
- 1110-1130 **Epidemiology and risk stratification of urosepsis after TRUS biopsy of the prostate**
Professor Florian Wagenlehner, Justus-Liebig University, Giessen, Germany
- 1130-1150 **Integrating clinical care and microbiological diagnosis in complex UTI**
Dr Tom Lewis, Consultant Microbiologist, North Devon Healthcare NHS Trust
- 1150-1200 **Discussion**
All Speakers

1200-1330 *Exhibition Hall (Central 2) Lunch Break, Exhibition and ePoster Viewing*

- 1330-1520 **Joint Meeting with the Section of Oncology**
Chairs: **Professor Howard Kynaston**, Cardiff University & **Miss Jo Cresswell**, James Cook University Hospital, Middlesbrough
- 1330-1345 **Using imaging in localised prostate cancer as a "biomarker"**
Professor Mark Emberton, Division of Surgery and Interventional Science, University College London
- 1345-1400 **STAMPEDE – Where have we been and where are we going?**
Professor Noel Clarke, The Christie and Salford Royal Hospitals, Manchester
- 1400-1410 **Questions**
How has innovation changed the landscape for radical cystectomy?
- 1410-1425 **Enhanced recovery and the changing pattern of patient selection**
Professor James Catto, Royal Hallamshire Hospital, Sheffield

Monday 15 June 2015

Charter 1 BAUS Section of Academic Urology: Annual Meeting continued

- 1425-1440 **New technology and meaningful outcomes in a new era**
Professor John Kelly, University College London
Making radiotherapy in invasive bladder cancer more successful
- 1440-1455 **Do we have a credible biomarker?**
Dr Anne Kiltie, CRUK/MRC Oxford Institute for Radiation Oncology, University of Oxford
- 1455-1510 **Designing a trial of biomarkers in treatment selection**
Professor Rob Huddart, The Royal Marsden Hospital, London
- 1510-1520 **Questions**
- 1530-1640 **BURST Session: Innovation and training: stimulating or stifling?**
 Chair: **Mr Benjamin Lamb**, Whipps Cross University Hospital
- 1530-1535 **Welcome and Introduction**
Mr Benjamin Lamb, Whipps Cross University Hospital
- 1535-1545 **Update on BURST Trainee Research Collaborative work**
Mr Veeru Kasivisvanathan, University College London
- 1545-1600 **Innovation in training: Using simulation to improve utility of technology (EAU Robotic curriculum)**
Professor Prokar Dasgupta, Guy's Hospital, London
- 1600-1615 **Innovation in group learning and the training programme**
Mr Matt Winkler, Charing Cross, London
- 1615-1630 **Innovations in training: adapting to a changing curriculum**
Mr Tim Terry, Leicester General Hospital
- 1630-1640 **Discussion**

1640-1700 *Exhibition Hall (Central 2) Refreshment Break, Exhibition and ePoster Viewing*

- 1700-1800 Exchange Auditorium
Satellite Session – Lilly
 Please see page 12 for details
- 1800-1845 Exhibition Hall (Central 2)
Welcome Reception

Monday 15 June 2015

0800-1800 *Registration Desk Open*
1200-1845 *Exhibition Open Central 2*

0900-1700 Exchange Auditorium

BAUS Section of Andrology and Genito-Urethral Surgery: Annual Meeting

Introduction by **Mr Duncan Summerton**, Chairman, BAUS Section of Andrology and Genito-Urethral Surgery

I am very pleased, on behalf of the Section's Executive Committee, to welcome you to this year's meeting in Manchester. We have produced what we feel to be an interesting programme with the aim of stimulating thought and debate on a wide range of topics.

On Monday, we start with the popular opening update session in all matters andrological and reconstructive. Five areas (audits, urethral reconstruction, Peyronie's, ED and male infertility) will be covered in a fast-paced, incisive and informative manner. We are then fortunate to have Francesco Montorsi to deliver what is sure to be a superb key note lecture on "Sex and the Heart". Continuing the "sex" theme (and new for our Section) we then have a joint session with the European Section of Sexual Medicine covering several areas important to andrological practice but ones which are not usually discussed within our regular meetings.

Another area which I am sure we all find challenging at times - genital dermatology - will then be covered by Dr Rob Burd, who will provide us with a practical framework for those difficult cases.

In the light of consolidating the close link between BAUS and the EAU, we have an exciting session where the similarities and differences between UK andrological practice and the recommendations from the EAU guidelines are compared – lead by Chris Chapple and Francesco Montorsi. I am sure you will look forward to this session as much as I do, and this should air and clear up some grey areas. Continuing with our look at controversial areas within our practice we will then have a debate between Francesco and Ian Eardley as to whether penile rehabilitation has any practical value and Suks Minhas will, I am sure, guide this debate with clarity.

Finishing off the day will be a medico-legal session chaired by Asif Muneer (our incoming Section Chairman) and Maj Shabbir - covering the common problems of consent, complaints and litigation in andrology.

Throughout the rest of the week there are also many other andrological sessions – on Tuesday morning we have Curtis Nickel and Steve Payne, amongst others, informing us as to how we should manage pelvic/prostatic and testicular pain. On Tuesday afternoon, following on from the very successful collaboration last year, there is a two-hour joint session with our colleagues from the FNUU section on the vital topic of prosthetic surgery – i.e. slings, sphincters and penile implants and the issues common to them all. In addition there will be three courses: Genital Emergencies, Genito-Urinary Trauma and Practical Andrology for the General Urologist. There is also a poster session on Andrology, Penile Cancer and Reconstruction on Wednesday afternoon in Charter 2 from 1330 – 1530.

As in the past, the success of all these sessions depends upon your attendance, participation and interaction. Our sessions within the Annual meeting are always well-attended and stronger year on year. Thank you for all your suggestions and willingness to work hard towards them which will ensure that this trend continues.

I really do hope that you will be able to join us for what promises to be an excellent meeting and that you enjoy the programme whatever your practice.

It has been a pleasure to Chair the section for the last 2½ years - thank you and all the best.

0900-1000 **Chairman's Welcome & Updates Session**

Mr Duncan Summerton, Leicester General Hospital

Updates Andrology Audits

Mr Vijay Sangar, The Christie Hospital, Manchester

Urethral Reconstruction

Mr Paul Anderson, Russell Hall Hospital, Dudley

Peyronies

Mr Asif Muneer, University College Hospital, London

Erectile Dysfunction

Mr Michael Fraser, Glasgow Royal Infirmary

Monday 15 June 2015

Exchange Auditorium **BAUS Section of Andrology and Genito-Urethral Surgery: Annual Meeting continued**

Male Infertility

Mr Suks Minhas, University College Hospital, London

1000-1030

Sex and the Heart - The Evidence 10 years later

Chair: **Mr Rowland Rees**, University Hospital, Southampton

Speaker: **Professor Francesco Montorsi**, Urological Research Institute at University Vita-Salute San Raffaele, Milan, Italy (Kindly supported by the European Association of Urology)

1030-1130

BAUS Section of Andrology and Genito-Urethral Surgery & The European Society of Sexual Medicine Joint Session

Chairs: **Mr David Ralph**, President, European Society of Sexual Medicine & **Mr Duncan Summerton**, Leicester General Hospital

Current debates on female sexual functioning

Dr Evie Kirana, Psychologist-sexologist, Centre for Sexual and Reproductive Health, Aristotle University of Thessaloniki, Greece

Bridging the gap between the genitals and the mind

Assistant Professor Marieke Dewitte, Maastricht University, Belgium

Sex beyond the missionary position

Dr John Dean, Clinical Director, Gender & Sexual Medicine, Devon Partnership NHS Trust, Exeter & Specialist in Sexual Medicine, St Peter's Andrology Centre, London

The 3Ps: Porn, Paint and Piercing

Professor Yacov Reisman, Director of the Dutch Centre of Sexual Medicine (NCMS), The Netherlands

1130-1200

Genital Dermatology for the Urologist

Chair: **Mr Vijay Sangar**, The Christie Hospital, Manchester

Speaker: **Dr Robert Burd**, Leicester Royal Infirmary

1200-1330

Exhibition Hall (Central 2) Lunch Break, Exhibition and ePoster Viewing

1330 – 1500

Andrological Guidelines – are they useful?

Chairs: **Professor Chris Chapple**, The Royal Hallamshire Hospital, Sheffield & **Professor Francesco Montorsi**, Urological Research Institute at University Vita-Salute San Raffaele, Milan, Italy (Kindly supported by the European Association of Urology)

Similarities and differences between international guidelines and UK practice – a summary

Priapism

Mr Asif Muneer, University College Hospital, London

Penile Curvature

Mr Rowland Rees, University Hospital, Southampton

Male Sexual Dysfunction – ED and PE

Mr Ian Eardley, St James's University Hospital

Monday 15 June 2015

Exchange Auditorium **BAUS Section of Andrology and Genito-Urethral Surgery: Annual Meeting continued**

Male Infertility

Mr Jonathan Ramsay, Charing Cross Hospital

Penile Cancer

Mr Nick Watkin, St George's Hospital, London

1500-1600

Penile Rehabilitation – does it really work?

Chair: **Mr Suks Minhas**, University College Hospital, London

For: **Professor Francesco Montorsi**, Urological Research Institute at University Vita-Salute San Raffaele, Milan, Italy (Kindly supported by the European Association of Urology)

Against: **Mr Ian Eardley**, St James's University Hospital

1600 – 1700

Medicolegal Issues in Andrology

Chairs: **Mr Asif Muneer**, University College Hospital, London & **Mr Maj Shabbir**, Guy's Hospital, London

Chaperones and Andrology - Are we at risk of exposing ourselves?

Mr Vaibhav Modgil, Worcestershire Acute Hospitals NHS Trust

Consent, photography and social media

Mr Ian Pearce, Manchester Royal Infirmary

Handling complaints in Genitourethral Surgery

Mr Duncan Summerton, Leicester General Hospital

Genitourethral Surgery and the Law

Mr Julian Shah, University College Hospital, London

1700-1800

Exchange Auditorium

Satellite Session – Lilly

Patients, Pathways & PDE5i's

This session will aim to provide an interactive discussion around the management of your patients experiencing ED and LUTS-BPH. The discussion will focus on the link between these comorbid conditions and how a daily PDE5i can be the appropriate treatment choice for these patient groups.

1700 - 1705 **Chairman's welcome**

Mr Ben Challacombe, BSc. MS FRCS (Urol), Consultant Urological Surgeon and Honorary Senior Lecturer with a special interest in robotic surgery and minimally invasive prostate cancer treatments, Guy's and St Thomas Hospitals NHS Foundation Trust, King's College London

1705 - 1800 **Patients, Pathways & PDE5i's**

Dr Jonny Coxon, GP Partner, Beaconsfield Medical Practice & CCG Local Member Group Lead, Brighton

Mr Tim Jones, NHS Commissioning Specialist, NHS England, various CCGs and NHS trusts

This satellite symposium has been sponsored and organised by Lilly



1800-1845

Exhibition Hall (Central 2)

Welcome Reception

Monday 15 June 2015

0800-1800
1200-1845

Registration Desk Open
Exhibition Open Central 2

0910-1700

Charter 2

BAUS Section of Female, Neurological and Urodynamic Urology: Annual Meeting

Introduction by **Mr Roland Morley**, Chairman, Section of Female, Neurological and Urodynamic Urology

It is a great pleasure on behalf of the Secretary, Roger Walker, myself and the other members of the Section Executive Committee to welcome you to this year's meeting. As part of our rotating programme over 3 years covering the urology curriculum and other topics relevant to the section, the Section Annual Meeting will start with presentations on Urinary Tract Infections covering diagnosis and treatment of simple and complicated Urinary Tract Infections, with updates from Chris Harding, Vanya Gant, Tharani Nitkunan, Ased Ali and Kieran O'Flynn. This is followed by a session on congenital anomalies in the adult and their management, an area that is uncommon but an area all urologists should have some knowledge of, as patients with these anomalies often present themselves to adult urologists. The speakers include: Sarah Creighton, Andrew Baird and Tamsin Greenwell.

The afternoon sessions centre around updates on male lower urinary tracts symptoms and Mixed Urinary Incontinence. Mark Speakman will discuss the new NICE guidelines and quality standards. Marcus Drake will discuss new pharmaceutical developments. Nikesh Thiruchelvam will then give an update on the section snapshot audit on benign prostatic hypertrophy and preoperative urodynamics, then Mark Cynk will update on new surgical treatments for benign prostatic hypertrophy.

This is followed by a Mixed Urinary Incontinence session, the speakers include: Magda Kujawa, Arun Sahai and Sheilagh Reid. The session concludes with a debate on the treatment of recurrent stress urinary incontinence chaired by Professor Dmitry Pushkar from Moscow State University with the debaters Jeremy Ockrim and Alfred Cutner (Urogynaecologist).

The main session on Tuesday morning is a point counterpoint on debate on the role of Laparoscopy, Robots and open repair in recurrent and salvage prolapse surgery with the debaters including Professor Philippe Zimmern from UT Southwestern Medical Center, Dallas, Professor Dmitry Pushkar from Moscow State University and Alfred Cutner, University College Hospital, London.

The afternoon session on Tuesday is a joint session with the section of Andrology and Genito-Urethral Surgery, discussing prosthetics in urological surgery relevant to the sections. The session will include topical issues in synthetic female sling surgery with talks by Professor Chris Chapple and Professor Philippe Zimmern, artificial urinary sphincters infection and revision by Simon Fulford, and issues with male slings from James Moore.

Finally, I would like to thank Astellas Pharma Ltd for its continuing support of the section.

0910-0915

Welcome and Introduction to the day

Mr Roland Morley, Kingston Hospital & **Mr Roger Walker**, Epsom General Hospital

0915-1045

UTI

Chairs: **Mr Roland Morley**, Kingston Hospital & **Mr Ralph Webb**, Norfolk & Norwich NHS Trust

0915-0930

UTI diagnosis: future predictions

Dr Vanya Gant, University College Hospital, London

0930-0945

UTI Investigations - why bother?

Mr Chris Harding, Freeman Hospital, Newcastle

0945-1000

UTI - What treatments and why?

Mr Ased Ali, Freeman Hospital, Newcastle

Monday 15 June 2015

Charter 2 BAUS Section of Female, Neurological and Urodynamic Urology: Annual Meeting continued

- 1000-1015 **Alternative treatments**
Miss Tharani Nitkunan, Epsom General Hospital
- 1015-1030 **Surgical prophylaxis**
Dr Vanya Gant, University College Hospital, London
- 1030-1045 **Complicated UTIs**
Mr Kieran O'Flynn, Salford Royal Foundation Trust & Vice President of BAUS

1045-1100 *Refreshment Break*

- 1100-1200 **Congenital Anomalies and their Diagnosis and Treatment in the Adult Patient**
Chairs: **Mr Roger Walker**, Epsom General Hospital & **Mrs Nadine Coull**, Kingston Hospital
- 1100-1115 **Embryology**
Mr Roland Morley, Kingston Hospital
- 1115-1130 **Ureteric Anomalies**
Miss Tamsin Greenwell, University College Hospital, London
- 1130-1145 **Bladder Anomalies**
Mr Andrew Baird, University Hospital Aintree, Liverpool
- 1145-1200 **Genital Tract Anomalies**
Professor Sarah Creighton, University College Hospital, London

1200-1315 *Exhibition Hall (Central 2) Lunch Break, Exhibition and ePoster Viewing*

- 1315-1330 **Astellas Presentation**
- 1330-1430 **Male LUTS Updates**
Chairs: **Mr Marc Lucky**, University Hospital Aintree, Liverpool & **Mr Ahsanul Haq**, Royal Preston Hospital
- 1330-1345 **NICE guidelines & Quality Standards**
Mr Mark Speakman, Taunton & Somerset NHS Trust & BAUS President
- 1345-1400 **Drug Update**
Mr Marcus Drake, Southmead Hospital, Bristol
- 1400-1415 **Snapshot Audit / Treatment Selection**
Mr Nikesh Thiruchelvam, Addenbrooke's Hospital, Cambridge
- 1415-1430 **Surgery - the old and the new**
Mr Mark Cynk, Maidstone Hospital

Monday 15 June 2015

Charter 2 **BAUS Section of Female, Neurological and Urodynamic Urology: Annual Meeting continued**

- 1430-1545 **Mixed Urinary Incontinence – What should we treat first?**
Point Counter Point Debate
 Chairs: **Mr Alfred Cutner**, University College Hospital, London & **Miss Tharani Nitkunan**, Epsom General Hospital
- 1430-1445 **Urodynamic Stress Urinary Incontinence First**
Miss Magda Kujawa, Stepping Hill Hospital, Stockport
- 1445-1500 **Idiopathic Detrusor Overactivity First**
Mr Arun Sahai, Guy's Hospital, London
- 1500-1515 **Predominant Symptoms First**
Ms Sheilagh Reid, Royal Hallamshire Hospital, Sheffield
- 1515-1545 **This house proposes that only urological surgeons should treat recurrent stress urinary incontinence**
 Moderator: **Professor Dmitry Pushkar**, Moscow State University of Medicine and Dentistry, Russia
- 1515-1530 **For**
Mr Jeremy Ockrim, University College Hospital, London
- 1530-1545 **Against**
Mr Alfred Cutner, University College Hospital, London

1545-1600 *Exhibition Hall (Central 2) Refreshment Break, Exhibition and ePoster Viewing*

- 1600-1700 **Business Meeting**
Including an SUI Audit update and an update on recommendations from the Mesh review working parties
- 1700-1800 Exchange Auditorium
Satellite Session – Lilly
 Please see page 12 for details
- 1800-1845 Exhibition Hall (Central 2)
Welcome Reception

Tuesday 16 June 2015

0730-1730

Registration Desk Open

0830-1730

Exhibition Open Central 2

0745-0845

Exchange Auditorium

Prostate cancer management in 2015; the changing role of the urologist



Chair/speaker: **Mr Declan Cahill**, Consultant Urological Surgeon, The Royal Marsden NHS Foundation Trust, London

Speakers: **Dr Simon Chowdhury**, Consultant Medical Oncologist, Guy's and St Thomas' Hospital, London; **Louisa Fleure**, Clinical Nurse Specialist, Guy's and St Thomas' Hospital, London

This highly interactive session will 'bring to life' the importance of multidisciplinary (MDT) working in optimising treatment decision making in this rapidly advancing arena of prostate cancer management. Utilising a number of experts representing the MDT, a case study will be brought to life via discussion amongst the faculty and the audience, highlighting:

- Key challenges in decision making
- The changing role of the urologist in line with developing treatment strategies
- The dynamics of MDT communication

0845-0855

Exchange Auditorium

Bladder Cancer: Where to next for the UK? Insights from the BOXIT clinical trial

Professor John Kelly, University College London

0855-0945

Exchange Auditorium

NICE Bladder Cancer Guidance: Directions of Change

Chair: **Professor John Kelly**, University College London

Scene setting and challenges for implementation

Mr William Turner, Addenbrookes Hospital, Cambridge

NMIBC

Mr Hugh Mostafid, Royal Surrey County Hospital, Guildford

MIBC and advanced disease

Professor Rob Huddart, The Royal Marsden Hospital, London

A view from the EAU

Professor Marek Babjuk, Charles University Hospital Motol, Prague, Czech Republic (Kindly supported by the European Association of Urology)

Questions from the floor

Professor John Kelly, University College London

0945-1030

Exchange Auditorium

President's Address and Presentation of the St Peter's Medal

Mr Mark Speakman, Taunton & Somerset NHS Trust & BAUS President

Tuesday 16 June 2015

St Peter's Medal 2015

The St. Peter's Medal is awarded to any subject of the British Isles or Commonwealth who has made a notable contribution to the advancement of urology. Mr Bernard Ward (Vice President, 1945-1947) presented the Association with the die for the medal in 1948.

Presented to: **Mr Pat Malone**, Southampton General Hospital

President's Address

Mr Mark Speakman, Taunton & Somerset NHS Trust & BAUS President

1030-1100 *Exhibition Hall (Central 2) Refreshment Break, Exhibition and Poster Viewing*

1030-1200 Charter 2

ePoster Session 1 – Stones & Imaging

Chairs: **Dr Percy Chibber & Mr Andrew Dickinson**

For the ePoster abstracts please see page 41

1030-1200 Charter 3

ePoster Session 2 – Prostate Cancer Treatment

Chairs: **Dr Inderbir Gill & Professor Alan McNeill**

For the poster abstracts please see page 41

1100-1200 Exchange Auditorium

"Pelves, Prostates and Plums" – Heartsink conditions

Chair: **Mr Duncan Summerton**, Leicester General Hospital

Historical Overview of Bladder / Pelvic Pain

Mr Jonathan Goddard, Leicester General Hospital

Chronic Pelvic Pain / Prostatitis

Professor J. Curtis Nickel, Queen's University, Kingston, Canada

Testicular Pain

Mr Steve Payne, Manchester Royal Infirmary

Pain Management Perspective

Dr Gareth Greenslade, Specialty Director for Pain Services, North Bristol NHS Trust

Questions and Answers

1100-1200 Charter 1

Pelvic Organ Prolapse – Recurrent and Salvage Treatment Point Counter Point Debate

Chairs: **Miss Tamsin Greenwell**, University College Hospital, London & **Mr Nikesh Thiruchelvam**, Addenbrooke's Hospital, Cambridge

This house believes that the best treatment is:

1100-1120 **Robotic**

Professor Philippe Zimmern, UT Southwestern Medical Center, Dallas, Texas, USA

1120-1140 **Laparoscopic**

Mr Alfred Cutner, University College Hospital, London

1140-1200 **Vaginal**

Professor Dmitry Pushkar, Moscow State University of Medicine and Dentistry, Russia

Tuesday 16 June 2015

1200-1230

Exchange Auditorium

BAUS Guest Lecture

Introduced by **Mr Mark Speakman**, Taunton & Somerset NHS Trust & BAUS President

There is more to life than death

Dr Jerome Groopman MD, Recanati Professor of Medicine, Harvard Medical School
& **Dr Pamela Hartzband MD**, Assistant Professor of Medicine, Harvard Medical School

Physicians and patients alike crave certainty. We all want to know that we are making the best decisions about our health. But how do we know what is best? Classic medical decision analysis gives us a numerical answer defining what is "best", often using the endpoint of death. However, recent insights from cognitive science show that the methods used are deeply flawed and ignore vital aspects of the patient experience that cannot be easily quantified. Drs. Hartzband and Groopman present a novel approach to balancing risks and benefits when choosing among treatment options to determine what is best for the individual.

1230-1330

Exhibition Hall (Central 2) *Lunch Break, Exhibition and Poster Viewing*

1230-1330

Exchange Auditorium

Annual General Meeting

Chair: **Mr Mark Speakman**, Taunton & Somerset NHS Trust & BAUS President

This session includes the AGM, the presentation of the Karl Storz Harold Hopkins Golden Telescope Award and the BAUS Certificate of Distinction.

AGM

The AGM agenda is in delegate bags. Any other business – if possible, written questions should be submitted in advance of the AGM or handed to the Registration Desk by 1030 on Tuesday 16 June.

Karl Storz Harold Hopkins Golden Telescope Award

This award is given to BAUS Members within 10 years of their first consultant appointment who have made a significant and lasting contribution to urology.

Presented to: **Mr Anthony Riddick**, Addenbrooke's Hospital

BAUS Certificate of Distinction

The Certificate of Distinction is awarded to recognise individuals who have had a long and significant relationship with BAUS, its Annual Meeting and, most important, its Annual Exhibition. Recipients of this award will have shown a continuing interest and awareness of the Association and its educational activities.

Presented to: **Miss Danielle Booth**, Olympus Medical

President's Closing Remarks

1400-1600

Exchange Auditorium

Sections of Female, Neurological and Urodynamic Urology and Andrology and Genito-Urethral Surgery Joint Session Prosthetic Surgery

Chairs: **Mr Asif Muneer**, University College Hospital, London & **Mr Roger Walker**, Epsom General Hospital

1400-1415

Half a century of prosthetic surgery in urology

Mr Dominic Hodgson, Queen Alexandra Hospital, Portsmouth

Tuesday 16 June 2015

- 1415-1430 **Prosthetic Surgery – Centralisation of services and surgeon volume**
Mr Tim Terry, Leicester General Hospital
- 1430-1445 **Prosthetic Infection and Biofilms**
Professor Rob Pickard, Freeman Hospital, Newcastle
- 1445-1500 **Penile Prosthesis Infection and Salvage**
Mr David Ralph, University College Hospital, London
- 1500-1515 **Artificial Urinary Sphincter Infection and Revision Surgery**
Mr Simon Fulford, James Cook University Hospital
- 1515-1545 **Female Mid-Urethral Tapes**
Female Mid-Urethral Tapes - Excellent Treatment for Urodynamic Stress Urinary Incontinence
Professor Chris Chapple, The Royal Hallamshire Hospital, Sheffield
- Female Mid-Urethral Tapes - The Devil's Work**
Professor Philippe Zimmern, UT Southwestern Medical Center, Dallas, Texas, USA
- 1545-1600 **Male Slings**
Mr James Moore, Eastbourne District General Hospital
- 1400-1500 Charter 1
Laparoscopic Nephrectomy 'as live surgery'
 Chair: **Mr Peter Rimington**, Eastbourne District General Hospital
- Trans**
Professor Abhay Rane, East Surrey Hospital
Mr Gordon Kooiman, Kings College Hospital
- Live related**
Mr Naeem Soomro, Freeman Hospital, Newcastle
- 1400-1600 Charter 2
ePoster Session 3 – History of Urology
 Chairs: **Mr Jonathan Goddard & Mr Ed Jefferies**
 For the ePoster abstracts please see page 42
- 1400-1600 Charter 3
ePoster Session 4 – General Urology and Infections
 Chairs: **Mr Andrew Doble & Mr John McKnight**
 For the ePoster abstracts please see page 43
- 1500-1600 Charter 1
Paper Session 1 – Bladder Cancer
 Chairs: **Mr David Gillatt & Professor Mark Soloway**
 For the Paper abstracts please see page 40

1600-1630 *Exhibition Hall (Central 2) Refreshment Break, Exhibition and Poster Viewing*

Tuesday 16 June 2015

1630-1730

Exchange Auditorium

Satellite Session – Astellas



Contenance Care enters the Commissioners Den

Professor Chris Chapple, Urologist

Mr Marcus Drake, Urologist

Mr Simon Hill, Urogynaecologist

Mr Tim Jones, NHS Commissioner

1730-1900

Charter 1

Meeting of SURG and BAUS Trainee Members

Chair: **Mr Chris Blick**, Wycombe General Hospital & SURG Chair

Introduction

Mr Chris Blick, Wycombe General Hospital & SURG Chair

The Non clinical role of doctors in the Future of the NHS

Mr Vijay Sangar, The Christie Hospital, Manchester

The future of BAUS and the challenges for tomorrow's urologists

Mr Mark Speakman, Taunton & Somerset NHS Trust & BAUS President

Urology today, 'So you think you have it bad!'

Mr Bill Dunsmuir, St Peter's Hospital, Chertsey

SURG 2015 and the new website

Presentation of the SURG/STORZ Silver Cystoscope Award to the UK Trainer of the Year

The Silver Cystoscope is an annual award that recognises urology trainers who promote excellence in clinical care and deliver excellence in training. A nomination is received from each regional trainee committee and a panel comprising of the SURG committee and section representatives decides the winner.

Presented to: **Mr Owen Hughes**, University Hospital of Wales, Cardiff

Wednesday 17 June 2015

0730-1730

Registration Desk Open

0830-1730

Exhibition Open Central 2

0800-0900

Exchange Auditorium

Satellite Session - Astellas Oncology



Debate: Are urologists able to manage mCRPC?

An interactive debate on the treatment and management of metastatic castration-resistant prostate cancer (mCRPC) patients

This Astellas Oncology-sponsored symposium will feature an interactive debate and panel discussion, looking at whether urologists or oncologists are best placed to manage patients with mCRPC and initiate therapy.

Chairperson: **Professor Noel Clarke**, Consultant Urologist, The Christie

Panel members:

Mr Philip Cornford, Consultant Urologist, Royal Liverpool Hospital

Dr Amit Bahl, Consultant Oncologist, Bristol Haematology and Oncology Centre

Mr Simon Brewster, Consultant Urological Surgeon, Oxford University Hospitals NHS Trust.

Astellas products will be discussed at this symposium. This symposium is organised and funded by Astellas Pharma Ltd.

Date of Preparation: May 2015 XTD15012UKa(1)

0900-1000

Exchange Auditorium

Stones 'as live surgery'

Chair: **Miss Kay Thomas**, Guy's and St. Thomas' Hospital NHS Trust

PCNL

Mr Stuart Irving, Norfolk & Norwich University Hospital

Mini PCNL

Mrs Sharon Scriven, Nottingham City Hospital

Ultra Mini PCNL

Mr Oliver Wiseman, Addenbrooke's Hospital, Cambridge

Mr Andrew Winterbottom, Addenbrooke's Hospital, Cambridge

1000-1030

Exchange Auditorium

The Urology Foundation Guest Lecture & Presentation of the Research Scholar Medal

The Urology Foundation Research Scholarship Medal

This award is issued for an outstanding application to TUF's Research Scholarship Programme. Judged by the Foundation's Scientific and Education Committee and the Reviewing Committee, the award is given to the highest scoring research proposal.

This year's inaugural award goes to Ashwin Sachdeva, an Academic Clinical Fellow from the Freeman Hospital, Newcastle, for his research into the 'Role of mitochondrial DNA mutations in prostate carcinogenesis'.

Medal awarded by: **Professor John Kelly**, University College London

Medal awarded to: **Mr Ashwin Sachdeva**, Freeman Hospital, Newcastle

Wednesday 17 June 2015

Guest Lecture: Robotic Urologic Oncology: the best is yet to come

Dr Inderbir S. Gill, Professor & Executive Director, USC Institute of Urology, Keck School of Medicine, University of Southern California, Los Angeles

Vote of thanks

Professor Roger Kirby, The Prostate Centre, London

1030-1100

Exhibition Hall (Central 2) Refreshment Break, Exhibition and ePoster Viewing

1030-1200

Charter 2

ePoster Session 5 – Female Urology and Bladder Dysfunction

Chairs: **Mrs Mahreen Pakzad & Mr Mike Palmer**

For the ePoster abstracts please see page 43

1030-1200

Charter 3

ePoster Session 6 – Kidney Cancer

Chairs: **Assistant Professor Alessandro Volpe & Mr Michael Aitchison**

For the ePoster abstracts please see page 44

1100-1200

Exchange Auditorium

Antimicrobial resistance in Urology - time to sit up and listen

Chair: **Mr Ken Anson**, St George's Hospital, London

The current and future burden of Antimicrobial Resistance in the NHS

Professor Mike Sharland, Professor of Infectious Diseases, St George's Hospital, London and Chair of the Expert Advisory Committee on Antimicrobial Resistance and Healthcare Associated Infections

The True Millennium Bug: Why do bacteria become resistant?

Dr Kim Jacobson, Consultant Medical Microbiologist, North Bristol NHS Trust

The use of antibiotics in Urology- the scale of the problem

Mr Kieran O'Flynn, Salford Royal Foundation Trust & Vice President of BAUS

What must Urologists do next?

Dr Gina Radford, Deputy Chief Medical Officer for England

1100-1230

Charter 1

Ureteric obstruction 'as live surgery'

Chair: **Mr Andrew Dickinson**, Derriford Hospital, Plymouth

Extra anatomic stent

Mr Jonathan Glass, Guy's & St Thomas' Hospital Trust, London

Ureteolysis

Mr Richard Napier-Hemy, Manchester Royal Infirmary

Ureteric Reimplantation

Mr Peter Rimington, Eastbourne District General Hospital

Rendezvous procedure for gynaecological ureteric occlusion

Mr Daron Smith, University College Hospital, London

Wednesday 17 June 2015

-
- 1200-1230 Exchange Auditorium
BJU International Guest Lecture
 Introduced by **Professor Krishna Sethia**, Norfolk & Norwich Hospital & Chairman of BJUI as of June 2015
High Risk Prostate Cancer
Professor Hendrik Van Poppel, UZ Leuven
-
- 1230-1400 *Exhibition Hall (Central 2) Lunch Break, Exhibition and ePoster Viewing*
-
- 1230-1330 Exchange Auditorium
Urolink
 Introduction: **Mr Ru MacDonagh**, outgoing Urolink Chairman, Taunton & Somerset Hospital
Developing Urology in the Developing World
Dr Nenad Spasejovic, University Teaching Hospital, Lusaka, Zambia, Honorary Lecturer, University of Zambia, MMed Urology Programme Co-ordinator
An academic year in Sub-Saharan Africa: experience of a UK urology trainee
Miss Alex Zachou, Barnet & Chase Farm Hospital
Urolink - The Future
Mrs Suzie Venn, incoming Urolink Co-Chair, Western Sussex Hospital Trust
- 1330-1430 Charter 1
ePoster Session 7 – Management and Training
 Chairs: **Miss Esther McLarty & Mr Vaibhav Modgil**
 For the ePoster abstracts please see page 45
- 1330-1530 Charter 2
ePoster Session 8 – Andrology, Penile Cancer and Reconstruction
 Chairs: **Mr Rowland Rees & Mr Oliver Kayes**
 For the ePoster abstracts please see page 45
- 1330-1430 Charter 3
Videoposters
 Chairs: **Mr John Henderson & Mr Sami Al-Hayek**
 For the Videoposter abstracts please see page 48
- 1400-1530 Exchange Auditorium
Robotic Surgery in UK Urology: Clinical & Commissioning Priorities
 Chair: **Professor Alan McNeill**, Western General Hospital, Edinburgh
Overview of current use of robotics in urology: The BAUS data
Mr Jim Adshead, Lister Hospital, Stevenage
Retzius-Sparing Approach for Robot Assisted Radical Prostatectomy
Professor Aldo Massimo Bocciardi, Department of Urology, Niguarda Ca' Granda Hospital, Milan, Italy
Robot Assisted Partial Nephrectomy – How to reduce ischemia time
Professor Jens-Uwe Stolzenburg, University of Leipzig, Germany (Kindly supported by the European Association of Urology)
Robotic Assisted Radical Cystectomy: is it really better?
Dr Inderbir S. Gill, Professor & Executive Director, USC Institute of Urology, Keck School of Medicine, University of Southern California, Los Angeles
Commissioning Robot Assisted Surgery in Urology – Sharing the challenge
Mr James Palmer, Clinical Director Specialised Commissioning for the NHS England

Wednesday 17 June 2015

Panel discussion & questions from the floor

Professor Alan McNeill, Western General Hospital, Edinburgh & **Mr Jim Adshead**, Lister Hospital, Stevenage

1430-1530

Charter 1

The Use, Misuse and Abuse of Evidence-Based Medicine

Chair: **Mr Frank Keeley**, Southmead Hospital, Bristol

How I use Evidence-Based Medicine

Professor James N'Dow, University of Aberdeen

Are the guidelines for asymptomatic microscopic haematuria truly evidence-based?

Dr Charlie Tomson, Consultant Nephrologist, North Bristol NHS Trust

Innovation in an era of Evidence-Based Medicine

Mr Peter Rimington, Eastbourne District General Hospital

Discussion

All speakers

1530-1600

Exchange Auditorium

Prostate Cancer UK Guest Lecture

Introduced by **Mr Owen Sharp**, CEO of Prostate Cancer UK

Emerging Paradigms in Prostate Cancer Detection and Care Decisions

Professor Martin Sanda, Chair of the Department of Urology at Emory University School of Medicine, Atlanta, USA

1600-1630

Exhibition Hall (Central 2) Refreshment Break, Exhibition and ePoster Viewing

1630-1730

Exchange Auditorium

Satellite Session - Olympus



Title: TURis: The New Gold Standard

Introduction: **What's the meaning of NICE recommendations?**

Presenter: **Mr Mark Campbell**

Lecture 1: **TURis for day case**

Presenter: **Mr Simon Woodhams**

Lecture 2: **TURis for vaporisation**

Presenter: **Mr Neil Barber**

Lecture 3: **TURis for TUEB**

Presenter: **Professor Joerg Rassler**

Summary and Close: **TURP vs TURis** – Vote

1900

Dinner at Manchester Town Hall

Please book your ticket via the online registration system

Thursday 18 June 2015

0800-1400 *Registration Desk Open*
 0830-1200 *Exhibition Open Central 2*

0830-0930 Charter 2
ePoster Session 9 – Prostate Cancer Diagnosis

Chairs: **Professor Martin Sanda & Mr Simon Bott**
 For the ePoster abstracts please see page 46

0830-0930 Charter 3
ePoster Session 10 – LUTS / BPH Management

Chairs: **Mr Gordon Muir & Mr Chris Harding**
 For the ePoster abstracts please see page 47

0930-1030 Exchange Auditorium
IBUS and BAUS Joint Session

Chair: **Mr Anil Vohra**, Basildon University Hospital & President IBUS

Understanding the Bladder Pain Patient: The key to management of Interstitial Cystitis/ Bladder Pain Syndrome

Dr J. Curtis Nickel, Professor of Urology, Queen's University, Kingston General Hospital, Kingston, Ontario, Canada

Ureteroscopy: tips and tricks

Dr Manoj Monga, Professor of Surgery/Urology, Director, Stevan Stream Centre of Endourology & Stone Disease, The Cleveland Clinic, USA

Thirty Years of PERC: Smaller, Cleaner, Safer and Clearer

Dr Percy Jal Chibber, Director Urological Services, Jaslok Hospital and Research Centre, Mumbai, India & President, Urological Society of India

The Economics of Robotic Surgery

Dr Randy Fagin, Chief Administrative Officer, Texas Institute for Robotic Surgery, Austin, Texas, USA. Senior Medical Advisor – Training, Intuitive Surgical

Discussion

1030-1130 Exchange Auditorium
Updates and Breaking News

Chair: **Mr Simon Brewster**, Churchill Hospital, Oxford

Endourology

Mr Daron Smith, University College Hospital, London

Oncology – Prostate

Mr Marc Laniado, Heatherwood Hospital, Ascot

Oncology – Kidney

Mr Simon Williams, Royal Derby Hospital

Oncology – Bladder

Ms Jo Cresswell, James Cook University Hospital, Middlesbrough

Thursday 18 June 2015

Female and BPH

Mrs Suzie Venn, Western Sussex Hospital Trust

Andrology

Mr Andrew Sinclair, Stepping Hill Hospital, Stockport

1130-1200 *Exhibition Hall (Central 2) Refreshment Break, Exhibition and ePoster Viewing*

1200-1300

Exchange Auditorium

BJU International Session

Evidence Based Urology

Chair: **Professor Prokar Dasgupta**, Editor-in-Chief, BJU International

Systematic Reviews and Evidence-Based Urology

Professor Philipp Dahm, University of Minnesota, USA

The evidence for partial nephrectomy and its different approaches

Assistant Professor Alessandro Volpe, University of Eastern Piedmont, Italy

1200-1300

Charter 2

ePoster Session 11 – Basic Science

Chairs: **Professor Noel Clarke & Mr Alex Laird**

For the ePoster abstracts please see page 47

1200-1300

Charter 3

ePoster Session 12 – Bladder Cancer

Chairs: **Pardeep Kumar & Mark Johnson**

For the ePoster abstracts please see page 48

1300-1400

Exchange Auditorium

AUA and BAUS Joint Session

Chairs: **Mr Mark Speakman**, Taunton & Somerset NHS Trust & BAUS President
and **Dr William Bohnert M.D.** AUA Immediate Past President

Welcome

Mr Mark Speakman, Taunton & Somerset NHS Trust & BAUS President

Case Discussion - Stones

Moderator: **Manoj Monga**, Director, Center for Endourology and Stone Disease, Cleveland Clinic, USA

BAUS Panelists:

Mr Daron Smith, University College Hospital, London

Mr Anthony Timoney, Southmead Hospital, Bristol

Mr David Tolley, Spire Hospitals Edinburgh, Edinburgh

Case Discussion - Chronic Pelvic Pain

Moderator: **Dr J. Curtis Nickel**, Professor of Urology, Queen's University, Kingston General Hospital, Kingston, Ontario, Canada

BAUS Panelists

Professor Chris Chapple, The Royal Hallamshire Hospital, Sheffield

Mr Hashim Hashim, Southmead Hospital, Bristol

Mr Duncan Summerton, Leicester General Hospital

Medal Winners' Biographies

Gold Medal

Adrian D Joyce

Having trained at the Westminster Hospital Medical School and subsequently in London, Wolverhampton, and Boston (USA) where I was fortunate to do my thesis research at Harvard, since 1992, I have been a Consultant Urologist at St James' University Hospital and Honorary Senior Lecturer at the University of Leeds. During this time, I have worked as a General Urologist with a specific subspecialty interest in Endourology and Upper Tract Minimally Invasive Surgery including Laparoscopy. This interest stems from my time spent with John Wickham and Malcolm Coptcoat, who were major influences when I was a Senior Registrar. To date, I have 85 publications in peer reviewed journals, co-author of a text book on Laparoscopy in Urology and author of several chapters on Stone Management and Laparoscopy. Later publications have been more related to the provision of Urological Services. Currently, I am actively involved on the board of the SIU, and as the chair of the Global Education Initiative for the Endourological Society (USA).

BAUS has been an immensely important part of my Consultant career, having progressed from being a past Chairman of the BAUS Section of

Endourology, then elected Honorary Secretary and ultimately you elected me President in March 2007. In my application to become BAUS President, I foresaw that as clinicians we were experiencing a changing world with significant external pressures relating to clinical practice, training and indeed our professional status. I was keen to take up the challenge of promoting and maintaining BAUS as an integrated organisation for the delivery of high quality Urological care for our patients and to support you, its members, in maintaining standards in relation to clinical practice and training. Together with the support of the BAUS office, Trustees and Council we instigated the following changes into BAUS: the formation of the BAUS Education Committee, a national survey of Urological workforce, service and training, the inception of Urology UK and guided everyone through the rigours of revalidation and then the publication of the first National Consultant Outcomes data. Thus, the award of the BAUS Gold Medal from my peers is a very treasured personal moment.



St Paul's Medal

Mark S. Soloway MD

I have been fortunate to have been associated with so many superb mentors and colleagues, without whose help I would not have had the opportunity to achieve my goals. The list would include my professors and fellow residents at University Hospitals of Cleveland where I did my general surgery and urologic residency, the surgical staff and clinical fellows at the National Cancer Institute, the many urologic oncology fellows who worked closely with me, and the urology residents and laboratory technicians who were major collaborators on many publications during my tenures at The University of Tennessee and The University of Miami. Each of these people, along with my wife who was a sounding board and often a critical voice for my ideas, played a crucial part in the following list of laboratory and clinical highlights which span over 40 years during my journey in the world of urologic oncology.

My goal has always to concentrate on answering a simple question that might improve the care of our patients.

During my clinical and research fellowship at the NCI I developed a murine model for bladder cancer (BC). This model provided an opportunity to test novel anti cancer drugs for efficacy in BC. Thanks to the proximity of the NCI's pharmacology section I was provided the opportunity to test the then experimental drug cisplatin. It worked!

As a young faculty member in Memphis I was among the first to give cisplatin chemotherapy to my patients with locally advanced and metastatic BC. Seeing first hand the impressive tumor responses I suggested its use for induction, i.e. neoadjuvant, chemotherapy with the hope of improving the cure rate from locally advanced urothelial cancer of the bladder.



Medal Winners' Biographies continued

Mark S. Soloway MD continued

Several years later the SWOG and MRC randomized trials proved the survival advantage of this approach.

Working with my medical oncology and radiation oncology colleagues, we demonstrated the synergy between cisplatin and radiation in the animal model and subsequently its safety in patients with MIBC. This led to a series of clinical trials led by William Shipley and the National Bladder Cancer Group, which confirmed the benefit of this approach and it remains a standard for bladder preservation for MIBC.

During my residency, one of my junior residents and I proved that altering the urothelium of the murine bladder allowed tumor cells to implant on the cauterized bladder surface, and suggested that this is one cause for the high recurrence rate following a TUR BT. I, therefore, encouraged the use of post TUR BT intravesical chemotherapy. Subsequent prospective randomized trials demonstrated that this prolonged the tumor free rate.

Haim Matzkin and I highlighted the problem of urothelial carcinoma in the prostate in patients with BC and suggested a staging system which had implications for prognosis and treatment.

As I result of my collaboration with Olympus, I was fortunate to be one of the first urologists to use a flexible cystoscope. I was impressed with its advantages for the patient but was not prepared for the initial opposition by urologists who did not want to set aside the rigid cystoscope.

I was convinced that low grade Ta bladder tumors were "benign" and thus did not require initial treatment. This led to the first series of active surveillance for low grade Ta tumors. I suggested that these tumors can be managed in the office by observation or office cauterization minimizing the inconvenience and potential morbidity for our patients while providing a substantial reduction in costs.

In 2002, I realized that there was a need to reduce the discomfort associated with transrectal prostate biopsies. Can Obek, my fellow at the time, told me about a small Turkish study in which lidocaine was injected in the periprostatic region for local anesthesia. After we confirmed its efficacy and prepared to submit our paper to The Journal of Urology,

we discovered the 1996 publication by Dr Shinohara's group in which they described a periprostatic nerve block. Clearly no one read this paper or took it seriously! Soon after our paper was published there was a series of trials confirming the benefit of the periprostatic nerve block now routine in over 1 million biopsies performed in the US annually.

Gaetano Ciancio, a superb urologist and transplant surgeon, and I detailed the merits of using liver transplant techniques to reduce the mortality and morbidity of surgery for large renal and adrenal tumors particularly those with an IVC tumor thrombus.

Receiving recognition from one's peers is special. Such was the case when I was awarded the Gold Cystoscope Award from the AUA in 1984 by then President Herbert Brendler. One of my most respected colleagues, Paul Schellhammer presented me with the Presidential Citation from the AUA in 2000 in part for my use of the case presentation method to enhance the interactive aspect of urology meetings.

I was fortunate to be asked to chair the SIU and ICUD recommendations for bladder tumors in 2004 and 2011. I received the Lifetime Achievement Award from this organization in 2013.

One of my urologic oncology heroes is Willet Whitmore, who I first met in 1973 when I was a junior urology resident. Thus, I was humbled and deeply honored to deliver the SUO Whitmore Memorial Lecture in May 2014.

I served as chair of the University of Miami Department of Urology from 1992-2010. I am currently Chief, Urologic Oncology, Memorial Hospital, Hollywood, Florida.

I have always cherished my close collaboration with urologic colleagues throughout the world. My initial interaction with British urology was in 1974 when I received a travelling fellowship stipend and elected to spend a week in England. I watched David Wallace, David Innes Williams, and Richard Turner Warwick perform surgery. My esteem for the excellence and tradition of British urology has been with me ever since. Having my name added to the list of awardees of the St. Paul Medal is truly extraordinary and I will cherish it always.

Medal Winners' Biographies continued

St Peter's Medal

Padraig (Pat) Malone

Pat was born in Dublin in 1953 and won a Department of Education University Scholarship in 1971. He studied medicine at University College Dublin and the Mater Hospital, graduating with an honours degree and winner of the gold medal in surgery in 1977. He returned to UCD to study anatomy and embryology and was awarded a 1st class honours BSc in 1979. He completed his basic surgical training in Dublin and Limerick and obtained his FRCSI in 1981. His first registrar post was in paediatric surgery at Our Lady's Hospital for Sick Children, where he researched the use of laparoscopy in the management of the impalpable undescended testis, for which he won The President's Prize of The Royal Academy of Medicine in Ireland in 1983. It was at Our Lady's that his love of paediatric urology was born.

He moved to Worcester in 1983 to expand his surgical experience and was exposed to a busy urology practice that reinforced his interest in urology. He spent 18 months doing research at King's College Hospital in 1984/85, and was awarded the MCh from UCD in 1988. He returned to paediatric surgery at Birmingham Children's Hospital and then on to Great Ormond Street as a Senior Registrar in 1986. It was there he worked with Philip Ransley and Patrick Duffy who convinced him that the only path to follow was paediatric urology. He spent a period at the

Institute of Urology working with Peter Worth, Julian Shah and Christopher Woodhouse before moving to Southampton in 1990.

Paediatric urology successfully became part of the Wessex Urology Registrar Rotation, Pat taught them paediatric urology and they taught him urology.

The close relationship between urology and paediatric urology was of major importance throughout Pat's career. He served on the SAC for Urology and was an FRCS (Urol) examiner for many years. He was BAUS representative on the Children's Surgical Forum and taught on and organized the paediatric urology session at the annual meeting on many occasions. Pat was a founding member of BAPU and was its 1st secretary. He also served on the Board of the ESPU for a number of years and was its Treasurer. He supported David Frank in establishing the JP Urol and is currently one of its editors. He has edited 3 textbooks, written 27 chapters and 124 papers in peer reviewed journals. He has been a visiting professor or invited state of the art lecturer on 20 occasions.

Pat retired from clinical practice in August 2014 and now spends his time with his family, playing golf and carving wood.



IT'S TIME TO THINK OF SOMETHING ELSE

Anticholinergic burden is important to consider when treating certain patients with OAB.¹⁻³ High cumulative anticholinergic use has been associated with an increased risk of dementia in those aged over 65.³ By choosing Betmiga 50mg, a novel β_3 -adrenoceptor agonist, you can avoid contributing to your patients' anticholinergic burden.⁴

Betmiga™ ▼ (mirabegron) Prescribing Information

Presentation: Betmiga™ prolonged-release film-coated tablets containing 25mg or 50mg mirabegron. **Indication:** Symptomatic treatment of urgency, increased micturition frequency and/or urgency incontinence as may occur in adult patients with overactive bladder (OAB) syndrome. **Dosage:** Adults (including the elderly): Recommended dose: 50mg once daily. Children and adolescents: Should not be used. **Contraindications:** Hypersensitivity to active substance or any of the excipients. **Warnings and Precautions:** Should not be used in patients with end stage renal disease (or patients requiring haemodialysis), severe hepatic impairment and severe uncontrolled hypertension. Not recommended in patients with severe renal impairment and/or moderate hepatic impairment concomitantly receiving strong CYP3A inhibitors. Dose adjustment to 25mg is recommended in patients with mild/moderate renal and/or mild hepatic impairment receiving strong CYP3A inhibitor concomitantly and in patients with severe renal and/or moderate hepatic impairment. Caution in patients with a known history of QT prolongation or in patients taking medicines known to prolong the QT interval. Use with caution in patients with clinically significant bladder outlet obstruction (BOO) and in patients taking antimuscarinics for OAB. Not recommended during pregnancy and in women of childbearing potential not using contraception. Not recommended during breastfeeding.

Interactions: Clinically relevant drug interactions between Betmiga™ and medicinal products that inhibit, induce or are a substrate for one of the CYP isozymes or transporters are not expected, except for inhibitory effect on the metabolism of CYP2D6 substrates. Betmiga™ is a moderate and time-dependent inhibitor of CYP2D6 and weak inhibitor of CYP3A. No dose adjustment needed when administered with CYP2D6 inhibitors or CYP2D6 poor metabolisers. Caution if co-administered with medicines with a narrow therapeutic index and significantly metabolised by CYP2D6. When initiating in combination with digoxin, the lowest dose for digoxin should be prescribed and serum digoxin should be monitored and used for titration of digoxin dose. Substances that are inducers of CYP3A or P-gp decrease the plasma concentrations of Betmiga™. No dose adjustment is needed for Betmiga™ when administered with therapeutic doses for rifampicin or other CYP3A or P-gp inducers. The potential for inhibition of P-gp by Betmiga™ should be considered when combined with sensitive P-gp substrates. Increases in mirabegron exposure due to drug-drug interactions may be associated with increases in pulse rate. **Adverse Effects:** Urinary tract infection, tachycardia, nausea, vaginal infection, cystitis, palpitation, atrial fibrillation, dyspepsia, gastritis, urticaria, rash, rash macular, rash papular, pruritus, joint swelling, vulvovaginal pruritus, blood pressure increase, liver

enzymes increase, eyelid oedema, lip oedema, leukocytoclastic vasculitis, purpura and angioedema. Prescribers should consult the Summary of Product Characteristics in relation to other side effects. **Pack and prices:** Betmiga™ 25mg and Betmiga™ 50mg pack of 30 tablets £29.00. **Legal Category:** POM. **Product Licence Number:** Betmiga™ 25mg EU/1/12/809/001 - 007; Betmiga™ 50mg EU/1/12/809/008 - 014. **Date of Preparation:** March 2015. **Further information available from:** Astellas Pharma Ltd, 2000 Hillwood Drive, Chertsey, Surrey, KT16 0RS, UK. Betmiga™ is a Registered Trademark. For full prescribing information please refer to the Summary of Product Characteristics. **For Medical Information phone 0800 783 5018.**

References:

1. Mintzer J and Burns A. *J R Soc Med* 2000;**93**:457-462.
2. Fox C et al. *Age Ageing* 2014;**43**(5):604-615.
3. Gray S et al. *JAMA Intern Med* 2015 [Epub ahead of print] doi: 0.1001/jamainternmed.2014.7663.
4. Betmiga Summary of Product Characteristics, March 2015.

BET14057UK(4). Date of preparation: April 2015

Adverse events should be reported. Reporting forms and information can be found at www.mhra.gov.uk/yellowcard
Adverse events should also be reported to Astellas Pharma Ltd. Please contact 0800 783 5018

Paper Sessions

Best Academic Paper Session

Monday 15 June, 0900-1000, Charter 1

Chair: **Professor Rob Pickard**

- 1 **The role of pre-operative histology in nephroureterectomy: The UK experience**
M Malki, S Fowler, S Williams
- 2 **24-Month Functional Results of a Prospective Randomized Controlled Study Comparing GreenLight XPS to TURP for Durability, Efficacy and Safety (GOLIATH)**
A Thomas, A Tubaro, N Barber, F d' Ancona, G Muir, U Witzsch, M-O Grimm, J Benejam, J-U Stolzenburg, A Bachmann
- 3 **Altered expression of markers of epithelial-to-mesenchymal transition at the extraprostatic extension component of locally invasive prostate cancers**
C Verrill, L Cerundolo, CM McKee, MJ White, PS Gill, EV Morris, SF Brewster, L Marsden, H Lilja, RJ Muschel, X Lu, FC Hamdy, R Bryant
- 4 **Workplace Patterns and Urothelial Bladder Cancer Phenotype – Can Occupation Increase the Risk of Developing Advanced Disease?**
AP Noon, JI Martissen, E Pukkala, JWF Catto
- 5 **Multilocular Cystic Renal Cell Carcinoma has an excellent prognosis regardless of size or pathologic T-stage: Results of a large population-level study**
JR Bhatt, PO Richard, MAS Jewett, S Kawaguchi, N Timilshina, A Evans, S Allibhai, A Finelli
- 6 **Exploring the potential of Fluorine-18 fluorodeoxyglucose positron emission tomography (18F-FDG PET) to improve clinical decision making in patients with Retroperitoneal fibrosis (RPF)**
AS Fernando, J Pattison, C Horsfield, D D'Cruz, TS O'Brien

Paper Session 1 - Bladder Cancer

Tuesday 16 June, 1500-1600, Charter 1

Chairs: **Mr David Gillatt & Professor Mark Soloway**

- 1 **Workplace Patterns and Urothelial Bladder Cancer Phenotype – Can Occupation Increase the Risk of Developing Advanced Disease?**
AP Noon, JI Martissen, E Pukkala, JWF Catto
- 2 **Celecoxib for the treatment of non-muscle invasive bladder cancer (NMIBC): Results of the randomised BOXIT trial (CRUK/07/004)**
JD Kelly, L Maynard, H Mostafid, R Huddart, R Bogle, J Cresswell, M Johnson, A Protheroe, S Burnett, E Hall on behalf of the BOXIT TMG
- 3 **Real life experience: Recurrence free survival at 3 years is significantly better with Hexvix® PDD-TURBT when compared with Good Quality White Light TURBT (GQ-WLTURBT) in new non muscle invasive bladder cancer (NMIBC) – a prospective controlled study**
KM Gallagher, KL Gray, H Lee, CH Anderson, R Donat, P Mariappan
- 4 **HYMN: a randomised controlled phase III trial comparing hyperthermia plus mitomycin to a second course of BCG or institutional standard in patients with recurrence of non-muscle invasive bladder cancer (NMIBC) following induction or maintenance BCG therapy**
JD Kelly, L Buckley, AJ Devall, LS Loubière, JM Barnwell, H Mostafid, LJ Billingham
- 5 **Oncological outcomes following intracorporeal robotic cystectomy versus open radical cystectomy: an analysis of 184 patients**
WS Tan, A Sridhar, G Ellis, M Goldstraw, S Nathan, J Hines, P Cathcart, T Briggs, JD Kelly
- 6 **Robotic radical cystectomy with intracorporeal urinary diversion: Impact on an established enhanced recovery protocol**
AJ Koupparis, C Villeda-Sandoval, M El-Mahdy, E Rowe

ePoster Sessions

ePoster Session 1

Stones & Imaging

Tuesday 16 June, 1030-1200, Charter 2

Chairs: **Dr Percy Jal Chibber & Mr Andrew Dickinson**

- P 1 Trends in Upper Tract Stone Disease in England: Evidence from the Hospital Episodes Statistics (HES) Database**
N Rukin, Z Siddiqui, E Chedgy, BK Somani
- P 2 Multicentre Validation of the Guy's Stone Score – Inter-observer Reliability and Correlation with Stone Clearance**
JM Withington, JN Armitage, WG Finch, OJ Wiseman, SO Irving, JM Glass, NA Burgess
- P 3 Primary Care Surveillance of Asymptomatic Small Renal Calculi**
P Ravindra, S Hall, J Voss, R Stanford, HL Ratan, SD Scriven
- P 4 The management of urinary stones in the octogenarians**
JA Nariculam, D Hossein, J Abbaraju, F Anjum, H Marsh, S Sriprasad
- P 5 Extracorporeal shockwave lithotripsy - A multicentre UK snapshot study**
R Doherty, K Manley, M Bultitude, S Gordon, S Irving, S Kumar, J Masood, J Philip, OJ Wiseman
- P 6 Do solitary renal stones that fail ESWL require treatment?**
B Pullar, C Lunter, J Collie, NC Shah, SAL Hayek, OJ Wiseman
- P 7 Prospective outcomes of ultra-mini percutaneous nephrolithotomy (UMP): a consecutive single centre cohort study of 98 patients**
SN Datta, R Solanki, J Desai
- P 8 Successful Treatment of Lower Pole Renal Calculi (10-20mm) Using a Trimodal Approach based on Primary Lithotripsy: Large Single Institution Study**
L Chan, KA Laing, S Phipps, B G Thomas, J Y Keanie, DA Tolley, ML Cutress
- P 9 The prevalence of altered Calcium metabolism amongst stone formers**
S Bishara, J Cox, M Hanna, R Dasgupta
- P 10 Prevalence and treatment response of recurrent renal stone formers with hypercalciuria and distal renal tubular acidosis**
LA McGuinness, V Mishra, RC Calvert

- P 11 Renal angiomyolipomas >4cm do not always need treatment: A study of their natural history**
JR Bhatt, NS Kim, PO Richard, K Manickavachagam, Y Pei, K Jhaveri, A Evans, L Legere, A Finelli, MAS Jewett
- P 12 Exploring the potential of Fluorine-18 fluorodeoxyglucose positron emission tomography (18F-FDG PET) to improve clinical decision making in patients with Retroperitoneal fibrosis (RPF)**
AS Fernando, J Pattison, C Horsfield, D D'Cruz, TS O'Brien
- P 14 10 Year Experience of Robot Assisted Laparoscopic Pyeloplasty**
NTJ Reason, O El Hage, D Cahill, MS Khan, B Challacombe, P Dasgupta
- P 15 10 Year Experience of Total Laparoscopic Donor Nephrectomy in a Tertiary UK Urology and Transplant Centre**
AG Rogers, MT Dosani, DA Bryant, K Russell, J Bailie, D Talbot, T Page, DA Rix, NA Soomro

ePoster Session 2

Prostate Cancer Treatment

Tuesday 16 June, 1030-1200, Charter 3

Chairs: **Dr Inderbir Gill & Professor Alan McNeill**

- P 16 Achieving quality assurance of prostate cancer surgery during reorganisation of cancer services in London**
PJ Cathcart, A Sridhara, S Nathan, T Briggs, J Kelly
- P 17 Radical Prostatectomy Outcome Data: Which parameters are representative and reliable to publish?**
SM Mason, M Van Hemelrijck, DC Cahill, CB Brown
- P 18 Robotic-assisted Laparoscopic radical prostatectomy (RALP) in the north of England: a multicentre study focussing on perioperative and early oncological results**
SK Addla, RC Chahal, R Rajindra Singh, DR Yates, R Heer, P Conford, R Weston, M Kumar, M Lau, VAC Ramani
- P 19 Open versus robotic surgery – a single centre comparison of 1000 consecutive radical prostatectomies**
MS Vedanayagam, R Zakri, B John, E Streeter, B Hearnden, P Simpson, J Pain, H Evans, B Eddy
- P 20 Robot assisted laparoscopic prostatectomy is associated with superior oncological outcome in larger prostates**
GL Shaw, S Bishara, N Vasdev, T Lane, T McNicholas, G Boustead, J Adshead

ePoster Sessions continued

- P 21** **Pentafecta outcomes following robot assisted radical prostatectomy**
ASB Bates, AK Gupta, S Samavedi, B Rocco, R Coelho, K Palmer, V Patel
- P 22** **Evolution of a contemporary robotic prostatectomy service in the UK**
VJ Gnanapragasam, D Thurtle, A Srinivasan, D Volanis, DE Neal, NC Shah
- P 23** **Meeting the challenge of higher risk prostate cancer: a single surgeon's experience of the benefit of robotic over laparoscopic surgery**
D K-C Mak, M Selvan, S Umkranikar, PW Cooke
- P 24** **Early continence rates vary by surgical technique for urethrovesical anastomosis during Robotic Assisted Radical Prostatectomy**
ÁG Goggins, JK Kinsella, M Van Hemelrijck, DC Cahill
- P 25** **Dehydrated human amniotic membrane allograft nerve wrap around the prostatic neurovascular bundle accelerates early return to continence and potency following radical robot assisted radical prostatectomy (RARP): A propensity score matched analysis**
ASB Bates, S Samavedi, AK Gupta, V Patel
- P 26** **Robot-assisted radical prostatectomy for radiorecurrent prostate cancer**
ASB Bates, L de Castro Abreu, M Aron, S Samavedi, C Metcalfe, M Desai, K Wong, IS Gill, V Patel
- P 27** **Robotic versus open salvage radical prostatectomies: a two centre study**
S Goonewardene, E Rowe, N Douek, M Brown, R Persad, P Dasgupta, R Popert, D Gillatt
- P 28** **Is long-term urinary morbidity after prostate brachytherapy under-reported?**
AK Kaul, P Singh, G Smith, K Pigott, V Mishra
- P 29** **Educational seminars increase confidence and decreases dropout from Active Surveillance**
JE Kinsella, M Van Hemelrijck, P Allchorne, B Challacombe, R Popert, D Cahill
- P 30** **Can PSA density identify prostate cancer progression in men on Imaging guided Active Surveillance?**
N Petrides, Y Philippou, F Giganti, J Coe, V Abu, M Emberton, C Allen, S Punwani, CM Moore

ePoster Session 3

History of Urology

Tuesday 16 June, 1400-1600, Charter 2

Chairs: **Mr Jonathan Goddard & Mr Ed Jefferies**

- P 40** **Mitomycin-C: Historical Aspects of the Discovery of Most Commonly Used Chemotherapy Agent in Urology**
HB Nemade, PM Thompson, A Rao
- P 31** **The Evolution of Urinary diversion and the Orthotopic Neobladder**
KG Williams, IP Wharton
- P 32** **Adam's Lost Rib**
R Sandler, S Venugopal, S Miah, C Molokwu
- P 33** **The history of vasectomy**
L Yeo, K Chan
- P 34** **Stones of Great Britons**
K Farrag, I Dickinson, S Sriprasad
- P 35** **Willard E Goodwin A Urologist who one day made a mistake but it was a good one!**
JM Hale
- P 36** **The Lost Urologist: Edward Canny Ryall**
WJ Gallagher, E Sabin, J Goddard
- P 37** **History of Cryotherapy for Prostate Cancer**
B Lau, T Shah, M Valerio, H Ahmed, M Arya
- P 38** **The History of Pelvic Organ Prolapse from Antiquity to Present Day**
PJ Cheetham, J Mattimore, AE Katz
- P 39** **Post-transurethral prostatectomy suprapubic pressure test: A tribute to the life and accomplishments of William Wardill (1894-1960)**
FK Khan, FY Youssef, NS Smith, AM Myatt, MS Simms
- P 41** **The Evolution of Testicular prostheses: greater patient satisfaction or are we still dropping the ball?**
SJ Deverill, DJ Hodgson, P Thompson
- P 42** **The History of Penile Enhancement - To Cut a Short Story Long**
PD Cleaveland, Z Ali, A Parnham, I Pearce

ePoster Sessions continued

ePoster Session 4

General Urology and Infections

Tuesday 16 June, 1400-1600, Charter 3

Chairs: **Mr Andrew Doble & Mr John McKnight**

- P 43** An Observational Study of Erectile Dysfunction, Infertility, and Prostate Cancer in Regular Cyclists: Cycling for Health UK Study
M Hollingworth, A Harper, M Hamer
- P 44** Vasectomy, Pain, Sexual Dysfunction & Relationship Breakdown – Large cohort study
S Mishriki, O Aboumarzouk, B K Somani
- P 45** Optimal timing of semen analysis following vasectomy
V Kasivisvanathan, O Nehikhare, A Kadirvelarasan, Y Ali, N Golban, T Malthouse, B Challacombe, P Hegarty, M Shabbir
- P 46** Islam and the urinary tract – A contemporary theological and surgical dilemma
S Miah, A Mangera, NI Osman, S Venugopal, J Catto, D Rosario
- P 47** The role of anticoagulation in emergency haematuria admissions
VL Lavin, D Conaway, AC Thorpe
- P 48** Is scrotal ultrasound scan necessary in patients with clinically suspected benign testis pathology?
S Wardak, J Rai, MA Khan
- P 49** CT urography as the first line investigation for haematuria: Is it truly indicated? A single centre analysis of the use of CT urography in the haematuria clinic
CM Devlin, G Hull, K Gill, A Browning
- P 50** Use of percutaneous nephrostomies in the management of obstructive uropathy due to malignancy
BA Parsons, J Day, K Chan, J Taylor, M Crundwell
- P 51** Long-Term Nephrostomy Kidney Drainage – A Hidden Challenge for Urology Services
AP Bromby, K Moore, C O'Dwyer, A Cowie, CD Betts
- P 52** Targeted Antimicrobial Prophylaxis for Trans-Rectal Prostate Biopsy: Does It Reduce Septic Complications?
HB Nemade, PM Thompson
- P 53** Gentamicin significantly reduces infection related hospital admissions post transrectal ultrasound guided biopsy of the prostate
NW Gill, H Watkins, J Parkin, U Otite

- P 54** Variation in gentamicin prophylaxis for urological procedures: evidence based or traditional practice?
AK Kaul, SY Sim, V Mishra, I Balakrishnan, P Singh

- P 55** Antibiotic Prophylaxis for Urological Procedures across the UK: why such variations in practice?
AK Kaul, S Sing, V Mishra, I Balakrishnan, P Singh

- P 56** A multi-centre analysis of antibiotic susceptibility of urinary tract isolates in patients with ureteric stents and associated UTI
A McPhee, LJ Cottom, B Jones

- P 57** Is Fournier's Gangrene still a death sentence?
J Dockray, G Tanasescu, E Chedgy, S Keoghane

ePoster Session 5

Female Urology and Bladder Dysfunction

Wednesday 17 June, 1030-1200, Charter 2

Chairs: **Mrs Mahreen Pakzad & Mr Mike Palmer**

- P 58** The association between the ICIQ-LUTS& the ICIQ-bladder diary in assessing LUTS
H Abdelmoteleb, MI Kamel, N Cotterill, H Hashim
- P 59** Female Bladder Outflow Obstruction: An Increasing but Under Diagnosed Phenomena
S Malde, E Solomon, MH Pakzad, R Hamid, JL Ockrim, TJ Greenwell
- P 60** Persistence with mirabegron therapy for overactive bladder: A real-life experience
N Pindoria, S Malde, J Nowers, C Kelleher, C Taylor, A Sahai
- P 61** OnabotulinumtoxinA Reduces Urinary Incontinence and Urgency and Improves Quality of Life in Patients with Overactive Bladder Regardless of Incontinence Severity at Baseline
MJ Drake, D Ginsberg, J Gruenenfelder, C Moore, A Kaufmann, C James, A Magyar, S Herschorn
- P 62** The success of sacral neuromodulation in treating patients with acontractile voiding dysfunction
E Solomon, BMB Mukhtar, R Hamid, M Pakzad, TJ Greenwell, JL Ockrim
- P 63** Does bilateral sacral nerve stimulation confer significant improvement in urological symptoms compared with unilateral stimulation?
E Chandra, RP Lunawat, NM Harris

ePoster Sessions continued

- P 64** Single centre randomised pilot study of two regimens (30mins daily or 30mins weekly for 12 weeks) of transcutaneous tibial nerve stimulation for the treatment of patients with overactive bladder (OAB) syndrome
J Seth, G Gonzales, C Haslam, J Ochulor, S Elneil, A Vashisht, A Sahai, C Knowles, A Tucker, J Panicker
- P 65** Withstanding the test of time; Urethral bulking injections (Deflux) for urinary stress incontinence
CP Hobbs, C Blick, SJ Foley
- P 66** The role of bladder stretching in maintaining bladder health: plasma cytokine levels in catheterised patients using valves or on free drainage
BA Lwaleed, M Fader, BR Birch, AJ Cooper
- P 67** Intractable long-term catheter problems managed by Intradetrusor Botulinum Toxin-A (BTxA)
TD Brophy, L Marsden, CD Betts
- P 68** Management and outcomes of urinary tract fistula repair at a single institution
A Gulamhusein, C Hillary, RD Inman, CR Chapple
- P 74** A Cut Above? Retrospective review of a dual-centre experience – inferior vena cava resection in renal and adrenal cancer surgery with curative intention
S Yu Weng Tang, Y Sun, D Nicol, RC Kockelbergh
- P 75** Surgeon Volume and Outcome for Nephrectomy Surgery Using The British Association of Urological Surgeons (BAUS) Nephrectomy Database
D Moon, S Fowler, F Keeley, S Bromage
- P 76** Consultant Outcome Publication for Partial Nephrectomy: Is the 'Trifecta' Being Achieved?
M Ismail, M Williams, S Albuheissi, S Fowler, F Keeley
- P 77** Oncological outcomes following Radical Nephrectomy with Deep Hypothermic Circulatory Arrest (DHCA) in patients with supra-diaphragmatic thrombus extension
J Barclay, R Veeratterapillay, E Paez, J Hamilton, D Manas, D Thomas
- P 78** Cardiovascular outcomes in kidney cancer patients
E Ellimah Mensah, L Hounsome, J Verne, R Kockelbergh, E Mayer

ePoster Session 6

Kidney Cancer

Wednesday 17 June, 1030-1200, Charter 3

Chairs: **Assistant Professor Alessandro Volpe & Mr Michael Aitchison**

- P 69** Renal Tumor Biopsy for Small Renal Masses: A Large Single-Centre 13-year Experience
JR Bhatt, PO Richard, MAS Jewett, A Evans, J Kachura, A Zlotta, A Finelli
- P 70** Surveillance of Bosniak (2F) renal cysts: Rationalising follow up
M Raslan, SK Tolofari, D Costa, SB Maddineni, C O'Dwyer, KJ O'Flynn
- P 71** Multilocular Cystic Renal Cell Carcinoma has an excellent prognosis regardless of size or pathologic T-stage: Results of a large population-level study
JR Bhatt, PO Richard, MAS Jewett, S Kawaguchi, N Timilshina, A Evans, S Allibhai, A Finelli
- P 72** The role of pre-operative histology in nephroureterectomy: The UK experience
M Malki, S Fowler, S Williams
- P 73** Achievement of trifecta with early unclamping technique during robotic partial nephrectomy
N Zafar, A Wagner, N Harke, K Bensalah, JC Bernhard, T Shwaab, G Schon, H Baumert
- P 79** Establishing a benchmark for long term functional and oncological outcomes following nephron-sparing surgery in single kidneys
AS Fernando, TS O'Brien
- P 80** Outcomes of radical nephrectomy for renal masses in patients with end stage renal disease
R Barod, A Borchert, D Dalela, M Menon, C Rogers
- P 81** Pushing the boundaries of robotic partial nephrectomy: A multi-centre comparison of the peri-operative, functional and oncological outcomes for T1a and T1b tumours
A Kadirvelarasan, T Malthouse, S Belfrage, O Nehikhare, M Puglisi, G Cozzi, M Brown, K Ahmed, D Moon, B Challacombe
- P 82** Catheter and Drain Free (Tubeless) Radical & Partial Nephrectomy – The Future
RL Lunawat, JG Gill, JC Cartledge

ePoster Sessions continued

ePoster Session 7

Management and Training

Wednesday 17 June, 1330-1430, Charter 1

Chairs: **Miss Esther McLarty & Mr Vaibhav Modgil**

- P 83** A culture of open reporting and assessment of harms results in improved quality of bladder tumour resections and biopsies: A closed loop audit of a district general hospital
DL Ching, E Anastasiadis, M Sahu, E Ahmed, K McGrath, P Patel, S Sandhu
- P 84** Chaperone use in Urology - A study examining the current opinions and practices of UK urological surgeons
R Barratt, V Modgil, D Summerton, A Muneer
- P 85** Can an Operative Coding Sticker Improve Remuneration for Upper Tract Stone-Related Procedures?
N Bedi, OE Greenham, JA Inglis, NJ Rukin
- P 86** 'WhatsApp Doc?' Evaluating a novel modality of communication amongst urology team members to promote patient safety
CM Martyn-Hemphill, S Sarkar, J Withington, A Roy, D Cohen, JSA Green
- P 87** Validation of the BAUS Human Cadaver Training Programme
A Aydin, K Ahmed, MS Khan, P Dasgupta, JE McCabe
- P 88** The use of fresh frozen cadavers for the teaching of Holmium laser enucleation of prostate, Thulium prostate resection and high power KTP laser vapourisation
T Page
- P 89** Development of training pathway for robot assisted prostatectomy and evaluation of learning curve using observational methodology
CE Lovegrove, G Novara, K Guru, A Mottrie, B Challacombe, M Brown, R Popert, H Van der Poel, P Dasgupta, K Ahmed
- P 90** 'Registrar of the Week' and a bespoke ward round checklist optimise the quality of Urology in-patient care
BR Grey
- P 91** 'The Hidden Workload' - What is the true extent and clinical outcomes of The Inpatient Urology Consultation?
MI Abdulmajed, MS Floyd (Jr), RS Chalokia, IS Shergill
- P 92** The One-Stop Clinic: a snap-shot of current practice
KV Manley, A Eltom, N Jones, R Doherty, S Banerjee, V Mailoo, L Webb, SJ Wood

ePoster Session 8

Andrology, Penile Cancer and Reconstruction

Wednesday 17 June, 1330-1530, Charter 2

Chairs: **Mr Rowland Rees & Mr Asif Muneer**

- P 93** Micro-dissection TeSE vs. Conventional TeSE for Non-Obstructive Azoospermia
A Tay, O Asaolu, J Kopeika, F DeLuca, K Briggs, J Grace, E Zacharakis, M Shabbir
- P 94** Cytogenetic Abnormalities in Men with subfertility. Analysis of the Frequency of Abnormalities and determination of a threshold sperm concentration for Genetic Testing
AM Abdel Raheem, F De Luca, TL Yap, S Abumelha, FA Al Mashat, C-Y Li, S Larsen, Nim Christopher, S Minhas, DJ Ralph
- P 95** The Clinical Value of Assessing Sperm Chromosomal Aneuploidy in Couples Undergoing Failed Intracytoplasmic Sperm Injection (ICSI) and its Correlation with Semen Parameters
FA AlMashat, T Yap, SA Bora, G Rozis, S Abumelha, H Abdulla, MY Thum, S Minhas
- P 96** Management and outcomes of patients with peno-scrotal Extramammary Pagets Disease
M Christodoulidou, P Khetrapal, R Nigam, A Freeman, C Jameson, A Mitra, P Malone, C Bunker, A Muneer
- P 97** Does the preoperative Neutrophil to Lymphocyte ratio have any prognostic value in advanced penile cancer?
C Mount, A Coscione, A Sujenthiran, D Sharma, NA Watkin, BE Ayres
- P 98** The management of sentinel node non-visualisation in penile squamous cell carcinoma - is it worth repeating the procedure?
V Sahdev, K Rasool, M Christodoulidou, P R Malone, R Nigam, C Akers, J Bomanji, A Muneer
- P 99** Patient reported outcomes of glans resurfacing for penile lichen sclerosis and malignancy
E Osinibi, A Sujenthiran, A Coscione, J Minter, B Ayres, D Sharma, N Watkin
- P 100** Is wide Local Excision feasible for the management of small volume tumours of the glans penis?
M Christodoulidou, V Sahdev, A Freeman, C Akers, A Muneer

ePoster Sessions continued

- P 101** Safety and effectiveness of collagenase clostridium histolyticum (CCH) treatment in EU patients with peyronie's disease: a comparison of EU enrolled subjects versus all subjects enrolled in a phase 3 open-label study
D Ralph, LA Levine, MK Gelbard, H Olivecrona, G Liu, JP Tursi, B Cuzin, H Porst, I Moncada, V Mirone
- P 102** Penile implants act as a tissue expander and may lead to an increase in penile length and girth
AM Abdel Raheem, F De Luca, C-Y Li, E Fes, S Larsen, G Garaffa, A Muneer, S Minhas, AN Christopher, DJ Ralph
- P 103** Tunical Plication for the Treatment of Penile Curvature – Factors Predicting Residual and Recurrent Curvature
RD Akiboye, A Campbell, A Kaul, N Watkin
- P 104** The effect of varicocele embolisation in the treatment of orchalgia
DW Muthuveloe, J Phillips, D Ashdown, NJ Rukin, R Jones, P Patel
- P 105** Management of urethral stricture disease: 7-year experience of two-stage urethroplasty in a high volume UK centre
V Modgil, R Barratt, PCB Anderson
- P 106** Do replacement artificial urinary sphincters last as long as the first implanted?
AV Frost, S Bugeja, S Ivaz, DE Andrich, AR Mundy
- P 107** Does radiotherapy affect outcome following bulbar artificial urinary sphincter implantation for sphincter weakness incontinence resulting from prostate cancer treatment?
S Bugeja, AV Frost, S Ivaz, F Campos, E Fes, DE Andrich, AR Mundy
- P 108** Surgical repair of uro-rectal and perineal fistulae
S Bugeja, AV Frost, S Ivaz, F Campos, DE Andrich, AR Mundy
- P 109** Can filling phase urodynamic parameters predict the success of artificial urinary sphincter in treating post-prostatectomy incontinence?
E Solomon, E Chruscikowski, M Pakzad, R Hamid, JL Ockrim, TJ Greenwell

ePoster Session 9

Prostate Cancer Diagnosis

Thursday 18 June 0830-0930 Charter 2

Chairs: **Professor Martin Sanda & Mr Simon Bott**

- P 110** Men with locally advanced prostate cancer excluded from the ProtecT Trial: early detection produces better outcomes
TJ Johnston, GL Shaw, AD Lamb, V Gnanapragasam, D Greenberg, T Xiong, D Parashar, AL Moore, P Holding, P Herbert, M Davis, E Down, JA Lane, JL Donovan, FC Hamdy, DE Neal
- P 111** Prostate Biopsy: It's not NICE for UK Urologists
SRJ Bott, SEM Langley
- P 112** The use of dynamic micromechanical markers in the detection of prostate cancer: results of an in-vivo and ex-vivo study
DW Good, S Hammer, P Scanlan, W Shu, GD Stewart, S Phipps, R Reuben, SA McNeill
- P 113** Concordance of transperineal, transrectal and transperineal sector-based template approaches with 305 radical prostatectomies: a multicentre study
G Marra, D Eldred-Evans, M Van Hemelrijck, B Challacombe, D Cahill, A Polson, CS Foster, C Brown, R Popert, GH Muir
- P 114** Transperineal Targeted Prostate Biopsy in the Outpatients Setting
IA Donaldson, A Freeman, C Jameson, N Ramachandran, S Punwani, M Emberton, M Arya, HU Ahmed
- P 115** Prostate Specific Membrane Antigen (PSMA) CT PET imaging in prostate cancer: a revolution in patient care
JA Bechar, V Cubas, DW Muthuveloe, AP Doherty
- P 116** MRI invisible prostate cancer – can we discharge patients with Pi-RADS score 1 or 2 without a prostate biopsy?
N Doeuk, W Lam, S Samad, S Pandian, G Rottenberg, R Popert, B Challacombe
- P 117** DCE-MRI then ultrasound fusion biopsy (UFB) protocols will fail to identify significant intermediate and some high-grade tumour when compared to transperineal saturation biopsy (TPSB)
D Sarkar, K Ekwueme, D Hughes, N Parr
- P 118** The diagnostic value of MRI-based PSA density to predict the outcome of primary transperineal sector-guided prostate biopsy
FEN MacAskill, D Eldred-Evans, R Popert, T Carr, M Van Hemelrijck, K Wolfe, S Liyanage, P Acher

ePoster Sessions continued

- P 119 MRI-US Fusion Targeted Biopsy: Optimising the combination of biopsy cores**
DJ Eldred-Evans, G Marra, S Samad, M Puglisi, W Lam, A Polson, G Rottenberg, B Challacombe, R Popert
- P 120 Transperineal MRI-targeted biopsy versus transperineal template prostate mapping biopsy in the detection of localised radio-recurrent prostate cancer**
A Kanthabalan, M Abl-Azzez, M Arya, A Freeman, C Allen, A Kirkham, S Punwani, M Emberton, H Ahmed
- P 121 Accuracy of preoperative Magnetic Resonance Imaging and D'Amico risk classification in detecting extracapsular extension of prostate cancer**
L McGuinness, P Somov, C White, N Patrick, R Weston, PA Cornford
- P 122 The safety and efficacy of performing day-case holmium laser enucleation of the prostate (HoLEP)**
K Manley, P Ray, S Banerjee, A Lipp, MA Rochester
- P 123 Is Power Everything in HoLEP Surgery? The First Reported 50W HoLEP Series**
FA Khan, MA Saleemi, S Taneja, A Alam, M Al-Sheikh, I Nunney, MK Sut, TF Aho
- P 124 Holmium Laser Enucleation versus Transurethral Resection of the Prostate for urinary retention – peri-operative and longterm outcomes from a single centre experience**
P Jefferson, M Sut, L Sirwardena, T Aho
- P 125 Routine post-operative blood tests following Holmium Laser Enucleation of the Prostate (HoLEP): Are they clinically useful?**
H Morton, J Barclay, T Page
- P 126 24-Month Functional Results of a Prospective Randomized Controlled Study Comparing GreenLight XPS to TURP for Durability, Efficacy and Safety (GOLIATH)**
A Thomas, A Tubaro, N Barber, F d'Ancona, G Muir, U Witzsch, M-O Grimm, J Benejam, J-U Stolzenburg, A Bachmann
- P 127 Prostate Artery Embolisation - Initial Experience of treatment of Benign Prostatic Enlargement for large volume prostates (mean volume 135cc) at a single institution**
S Samad, W Lam, P Brousil, A Shaw, O Nehikhare, S Pandian, S Clovis, T Sabharwal, R Popert
- P 128 Early Clinical Experience in Melbourne of a Novel Treatment for BPH: Aquablation – Image Guided Robotic Waterjet Ablation of the Prostate**
PD Anderson, S Mantri, N Aljuri
- P 129 Predicting outcome from bladder outlet surgery using volume-corrected flow rate**
AL Bray, CK Harding, RS Pickard, MJ Drinnan
- P 130 Community Management of Male Patients with Lower Urinary Tract Symptoms (LUTS) in the UK**
HB Nemade, PM Thompson
- P 131 Changing trends of minimally invasive benign prostate hyperplasia (BPH) intervention in England: Evidence from hospital episodes statistics (HES) database**
BK Somani, G Nabi

ePoster Session 10

LUTS / BPH Management

Thursday 18 June 0830-0930 Charter 3

Chairs: **Mr Gordon Muir & Mr Chris Harding**

- ePoster Session 11**
- Basic Science**
- Thursday 18 June 1200-1300 Charter 2
- Chairs: **Professor Noel Clarke & Mr Alex Laird**
- P 132 Altered expression of markers of epithelial-to-mesenchymal transition at the extraprostatic extension component of locally invasive prostate cancers**
C Verrill, L Cerundolo, CM McKee, MJ White, PS Gill, EV Morris, SF Brewster, L Marsden, H Lilja, RJ Muschel, X Lu, FC Hamdy, R Bryant
- P 133 Global metabolite profiling of the peripheral and transition zones of the prostate**
O Al Kadhi, A Melchini, M Defernez, RD Mills, RY Ball, M Traka, RF Mithen
- P 134 Defining the Role of Plexin-B1 in the progression of Prostate Cancer**
N Trent, B Shorning, M Jefferies, HG Kynaston, AR Clarke
- P 135 Patient-derived first generation xenografts of prostate cancers: promising tools for predicting drug responses for personalised chemotherapy**
RB Beekharry, MLL Labarthe-Last, MS Simms, VM Mann, NJM Maitland, AC Collins

ePoster Sessions continued and Videoposters

- P 136** CD8 T cells inhibit the IL-15 induced expansion of effector cells and the cytotoxic activity of NK cells toward tumour cells in the prostate cancer microenvironment
O Elhage, CA Sakellariou, RAG Smith, C Galustian, P Dasgupta
- P 137** Electrical stimulation of the spinal dorsal root inhibits reflex bladder contraction and external urethra sphincter activity: is this how sacral neuromodulation works?
J Ren, D Chew, N Thiruchelvam
- P 138** Mechanical, histological and biochemical analysis of benign hyperplastic prostate tissue
NP Kelly, JJ Mulvihill, SK Giri, DA Hoey, MT Walsh, HD Flood
- P 139** A study of the effects of hydrogen sulphide and cyclosporine in renal reperfusion injury
G Lee, SA Hosgo, MP Patel, ML Nicho
- P 146** The effects of centralization and surgical volume on radical cystectomy for high risk non-muscle-invasive bladder cancer in the UK: An analysis of trends over 10 years from the BAUS Section of Oncology Radical Cystectomy Database
H Mostafid, M Swinn, M Perry, P Menezes, S Fowler, S Johnsen, K Patil
- P 147** Long-term oncological outcomes of patients undergoing neoadjuvant chemotherapy and cystectomy for muscle invasive bladder cancer
R Veeratterapillay, S Gill, I Pedley, J Frew, R Heer, E Paez, MI Johnson, AC Thorpe
- P 148** Introduction of robotic cystectomy confers additional reduction in length of stay (LOS) in an established enhanced recovery programme (ERP)
NJ Campaign, R Dbeis, JS McGrath, E Waine, L Jackson

ePoster Session 12

Bladder Cancer

Thursday 18 June 1200-1300 Charter 3

Chairs: **Mr Pardeep Kumar & Mr Mark Johnson**

- P 140** The 'Be Clear on Bladder Cancer Campaign' significant increase in referrals with no change in urological cancers diagnosed
S Hall, P Herrod, G Tierney, S Williams, J Lund
- P 141** Reducing the economic burden and morbidity of low-grade TCC bladder; an outcomes analysis to inform future guidelines
D Cohen, A Shah, H Stevenson, S Parker, G Ellis, A Palmer, B Barrass, C Bunce
- P 142** Out-patient Transurethral Laser ablation (TULA) of urothelial tumours using the 1470nm Diode Laser
AK Patel, A Coscione, D Hrouda, S Agrawal, A Shamsuddin
- P 143** Day case TURBT: the new UK gold standard?
HL Wells, L Fairchild, M Harris
- P 144** BCG Efficacy Differs according to the Strain Used – Implications in an Era of BCG Shortages
D Cohen, M Hogan, A Palmer, S Greeff, S Craddock, T Briggs, J Gelister, B Barrass, C Bunce
- P 145** Visceral adipose tissue on preoperative CT scan for urothelial bladder cancer and correlating outcomes after radical cystectomy
JR Bhatt, D Tse, PO Richard, B Bhindi, RJ Hamilton, A Finelli, NE Fleshner, MAS Jewett, A Zlotta, GS Kulkarni

Videoposters

Wednesday 17 June 1330-1430 Charter 3

Chairs: **Mr John Henderson & Mr Sami Al-Hayek**

- 1** Robotic-assisted Intracorporeal ileal conduit: our 45' technique
C Villeda Sandoval, E Rowe, A Koupparis
- 2** Open ureterolysis for IgG4-related retroperitoneal fibrosis (RPF)
M Hussain, TS O'Brien
- 3** Bladder neck sparing (BNS) robot assisted laparoscopic prostatectomy (RALP); does it improve continence?
RH Zakri, M Vedanayagam, B John, J Pain, B Hearnden, P Simpson, B Eddy
- 4** Percutaneous removal of Retained Appendicolith - Expanding the corridors of Endourology
S Yallapa, A Chandrasekaran, K Fatuba, K Subramonian
- 5** Holmium laser enucleation for a 560cc prostate
GL Shaw, TF Aho


Prostate Cancer UK Evening Reception

Please join us for drinks, canapés and a sneak preview of our new 10 year strategy - set to revolutionise our approach to prostate cancer.

Date: Tuesday 16 June

Time: 17.30 to 19.30

Venue: The Midland Hotel,
Peter Street, Manchester



Book your place at:

prostatecanceruk.org/baus

or email professionals@prostatecanceruk.org

Please visit our stand in the exhibition hall to find out more about Prostate Cancer UK.

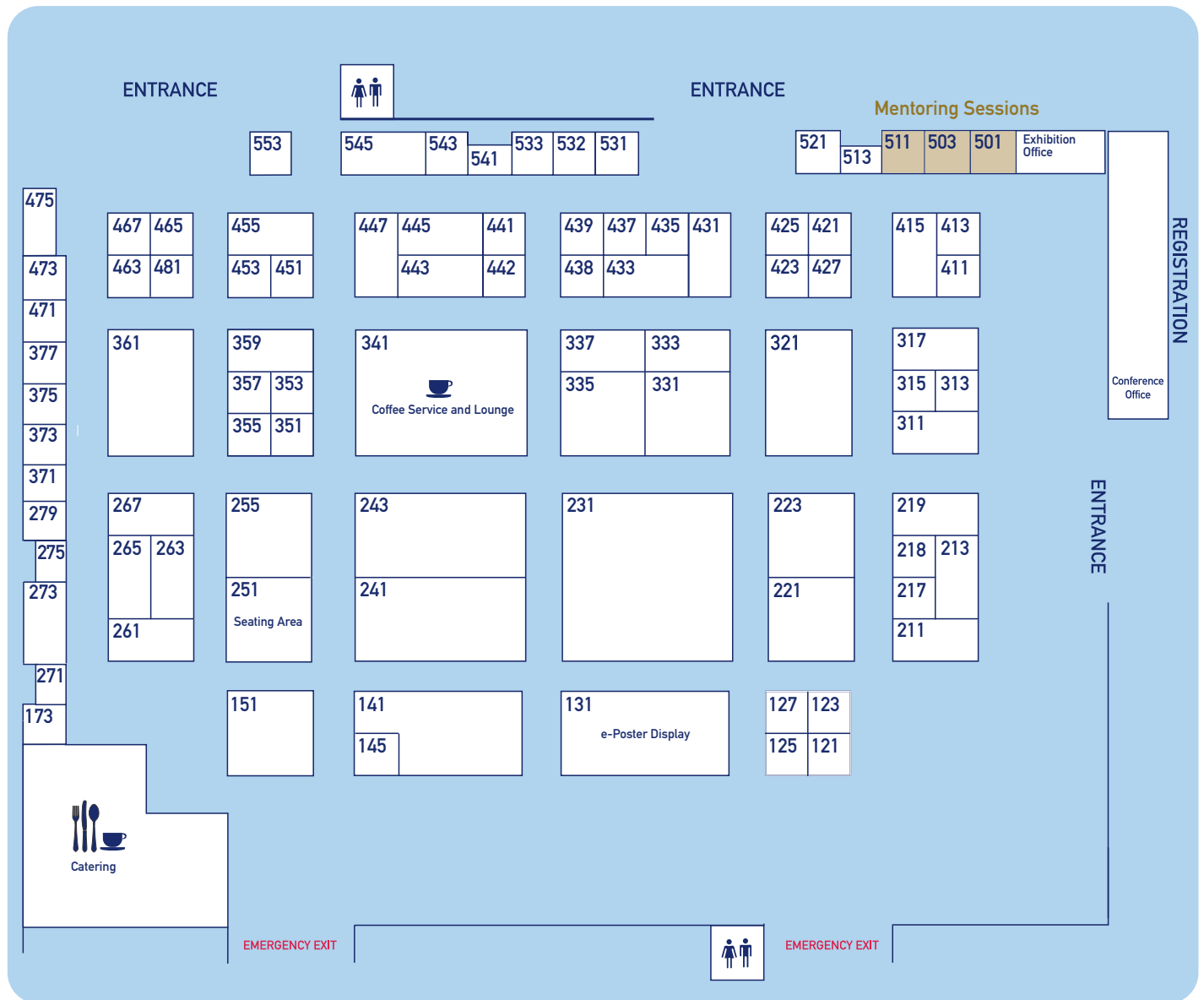
Men United. Keeping friendships alive.



**PROSTATE
CANCER UK**

**PROFESSIONAL
SUPPORT**

Exhibition Plan



List of Exhibitors

Albyn Medical	Stand 475	Intuitive Surgical	Stand 443
Allergan	Stand 241	Invivo	Stand 421
American Medical Systems UK Ltd	Stand 255	Ipsen Limited	Stand 531
Aspire Pharma Ltd.	Stand 313	Janssen	Stand 243
Astellas Pharma Ltd	Stand 231	Jump Start Consulting Limited	Stand 513
AstraZeneca	Stand 461	June Medical	Stand 451
BAUS	Stand 141	Karl Storz Endoscopy (UK) Ltd	Stand 361
Bayer HealthCare UK	Stand 425	Laborie Medical Technologies Europe Ltd	Stand 433
B. Braun Medical Ltd	Stand 455	Lawmed	Stand 267
Biosignatures	Stand 553	LUT GmbH	Stand 357
BK Medical	Stand 317	Medical Defence Union	Stand 435
Boston Scientific	Stand 331	Mediplus	Stand 532
British Association of Urological Nurses	Stand 375	Medtronic Limited	Stand 533
Cariad Technologies	Stand 465	Mobile Health Systems	Stand 221
Cellmark	Stand 273	Myriad Genetics Ltd	Stand 173
C J Coleman	Stand 521	Neotract International Inc	Stand 438
CJ Medical	Stand 123	Nuada Medical Prostate Care	Stand 359
Clinimed Ltd	Stand 415	Olympus Medical	Stand 321
Combat Medical Ltd	Stand 423	Pfizer Ltd	Stand 261
ConMed UK Ltd	Stand 439	Pnn Medical A/S	Stand 467
Cook Medical	Stand 447	Porges a Coloplast Division	Stand 335
DAAX	Stand 121	Premium Medical Protection Limited	Stand 355
Dantec Dynamics Ltd	Stand 453	Promed Ltd	Stand 333
Dendrite Clinical Systems Ltd	Stand 145	Prostate Cancer UK	Stand 315
Digitimer	Stand 127	Purple Orchid Pharma Ltd	Stand 411
Direct Medics Ltd	Stand 217	Richard Wolf UK	Stand 211
EDAP TMS	Stand 437	SAGE	Stand 373
Eli Lilly	Stand 337	SIS – Surgical Indemnity Scheme	Stand 271
Emmat Medical Limited	Stand 442	Speciality European Pharma	Stand 311
eoSurgical	Stand 275	Swedish Orphan Biovitum - Sobi	Stand 463
European Association of Urology	Stand 377	Synergo – Medical Enterprises Europe B.V	Stand 431
Femcare-Nikomed Ltd	Stand 441	Syner-Med (Pharmaceutical Products) Limited	Stand 265
Ferring Pharmaceuticals	Stand 541	Takeda UK Ltd	Stand 151
Fight Bladder Cancer	Stand 473	Teva	Stand 213
General Medical	Stand 413	The Urology Foundation	Stand 371
Genesis Medical	Stand 219	Urology News	Stand 471
Hitachi Medical Systems UK Ltd	Stand 223	Venn Healthcare Ltd	Stand 353
Hospital Innovations - iSurge	Stand 351	Wiley	Stand 543
Hospital Services Limited	Stand 218	Wymedical Ltd	Stand 427
iMEDicare Ltd	Stand 125		
Interact Medical Locum Recruitment Specialists	Stand 279		

Exhibition Guide

(All sponsorship for this meeting is acknowledged, including from Pharmaceutical Industry with the presence of exhibition stands. A full list of exhibitors is listed as follows.)

Albyn Medical Ltd

Stand 475

Bridgend Road Industrial Estate,
Dingwall,
Ross-shire,
IV15 9QF

Telephone: 01349 862388

Fax: 01349 864146

Contact: Stuart Taylor, Product Manager

Email: sales@albynmedical.com



Since 1985 we have been supplying the UK with innovative solutions. Visit our stand to discuss your requirements with one of our product specialists.

Now available:

Hermes Urodynamics System

SmartDyn Wireless Urodynamics System

SmartFlow Wireless Urine Flowmeter

Pinit BladderScan

Urodynamics catheters/consumables

Neomedic – Incontinence treatments

BioSmart Biofeedback

Elmedical – Bladder Cancer Thermochemotherapy

Albit ultrasound endorectal/TRUS

incontinence, sexual dysfunction, and other pelvic disorders in men and women. AMS continues to develop new therapies to restore functionality, enabling people to regain control of their lives. These therapies provide new options for patients, providers and payers, and are often inspired by the urologists, gynaecologists and urogynaecologists who choose AMS as their solutions partner.

Aspire Pharma Ltd.

Stand 313

Bellamy House
Winton Road
Petersfield
PETERSFIELD

Hampshire

GU32 3HA

Telephone: +44 (0)1730 231148

Contact: Andrew Perry, Key Account Manager

Email: andrew.perry@aspirepharma.co.uk



iAluRil, the only combination glycosaminoglycan (GAG) therapy in the UK. iAluRil is presented in a prefilled syringe and is available on GP prescription. iAluRil is the only GAG layer therapy with randomised controlled trial data including data comparing iAluRil with antibiotic prophylaxis in treating recurrent urinary tract infections (UTIs).

Allergan

Stand 241

1st Floor Marlow International
Parkway
MARLOW
Bucks

SL7 1YL

Telephone: 01628 494 444

Contact: Angela Hodge, SPC

Email: Hodge_angela@allergan.com



On March 17, 2015, Actavis completed the acquisition of Allergan, creating a \$23 billion diversified global pharmaceutical company. With commercial operations in approximately 100 countries, Actavis Allergan is committed to working with physicians, healthcare providers and patients to deliver innovative and meaningful treatments that help people around the world live longer, healthier lives.

American Medical Systems UK Ltd

Stand 255

No 1 Farleigh House
Flax Bourton
BRISTOL
BS48 1UR

Telephone: 020 8996 3100

Contact: Willianne Bos, Marketing Coordinator

Email: willianne.bos@americanmedicalsolutions.com



American Medical Systems (AMS), headquartered in Minnetonka, Minn., is a diversified supplier of medical devices and procedures to treat benign prostatic hyperplasia (BPH),

Astellas Pharma Ltd

Stand 231

2000 Hillwood
CHERTSEY
KT16 0RS

Telephone: 0203 379 8700

Contact: Mandy Griffies, Senior Marketing Assistant

Email: Mandy.griffies@astellas.com



Astellas is at the forefront of urology and has leading products in the areas of overactive bladder, BPH and male LUTS. We are committed to working with you to provide quality products and services for the clinician and the patient.
URO15164UK/April 2015

AstraZeneca

Stand 461

Horizon Place
600 Capability Green
LUTON
LU1 3LU

Telephone: 01582 836836

Contact: Ian De'Ath, Zoladex Marketing

Email: Ian.De'Ath@astrazeneca.com



AstraZeneca have a wide range of educational materials for patients, and professionals treating patients with prostate cancer. Please visit the AstraZeneca stand to find out more.
738,926.011 April 2015

Exhibition Guide

BAUS

Stand 141

Data & Audit Project,
BAUS Website,
BAUS Virtual Museum &
Historical Instrument Collection,
Clinical Trials Information & Urolink
Contacts:

Sarah Fowler, BAUS Data & Audit Manager

Email: sarah@sarahfowler.org

Mr Nigel Bullock, BAUS Web Editor

Email: website@baus.org.uk

Mr Jonathan Goddard

Email: jonathan.goddard@uhl-tr.nhs.uk

Clinical Trial Information:

Email: robert.pickard@newcastle.ac.uk

Urolink - Patricia Hagan, BAUS Deputy CEO

Email: urolink@baus.org.uk



The British Association
of Urological Surgeons

Visit the BAUS stand for further information on the following:

- BAUS Data & Audit Project – Sarah Fowler will be available to discuss all the audits and to answer questions. Staff from Dendrite Clinical Systems will also be available on an adjoining stand.
- BAUS Website – Nigel Bullock will be available to discuss developments to the new site or to assist members who have experienced difficulty logging on or accessing information.
- BAUS Virtual Museum & Historical Instrument Collection – the Virtual Museum was launched in November 2011 and a selection of historical instruments will be on display in the exhibition area. Please contact Jonathan Goddard for further information.
- Clinical Trials Information - There has been a recent surge in funding for clinical trials across the spectrum of oncological and non-oncological urological disease and we are keen for all members of BAUS to become research-active to support these trials through patient identification and recruitment, and acting as local Principal Investigators. Please come and visit the Clinical Trial Teams on the BAUS Stand to learn more, get your questions answered and sign up for further details on specific trials that interest you
- Urolink aims to promote urological care and education worldwide. Since 2008 BJUI has been a partner with Urolink providing support for its activities including workshops. To find out more about Urolink and how you can get involved please visit the stand.

Bayer HealthCare UK

Stand 425

Bayer House, Strawberry Hill
NEWBURY
Berkshire
RG14 1JA

Telephone: 01635 563 000

Contact: Jaz Heer, Business Manager-Oncology

Email: jaz.heer@bayer.com



Bayer HealthCare Pharmaceuticals aims to launch and develop products that improve people's quality of life. To achieve this, Bayer Healthcare Pharmaceuticals concentrates on the research and development of innovative drugs and novel therapeutic approaches in the major therapeutic groups: cardiology, oncology, ophthalmology, haematology and gynaecological therapy. Within oncology, the franchise includes three marketing products (Xofigo®, Nexavar® and Stivarga®) and several compounds in various stages of clinical development. These products reflect the company's approach to research, which prioritises targets and pathways with the potential to impact cancer treatment. Our pipeline explores specific treatment approaches for various tumors, including such common types of cancer as prostate, lung and breast cancer, as well as rarer forms like kidney, liver and thyroid cancer.

Date Prep: March 2015

L.GB.03.2015.10347

B. Braun Medical Ltd

Stand 455

Thornccliffe Park
SHEFFIELD

S35 2PW

Telephone: 0114 225 9000

Fax: 0114 225 9111

Contact: Sam Miller, Marketing Manager

Email: info.bbmun@bbraun.com



The Aesculap Endosurgery division invites delegates to visit our stand. We will be showcasing our diverse laparoscopic range which includes 3D camera systems and our unique 'DS' ligation clips all with the pedigree of the world's largest surgical instrument company.

Biosignatures

Stand 553

Keel House
Garth Heads
NEWCASTLE
NE1 2JE

Telephone: 0191 645 3 645

Contact: Will Dracup, Director

Email: Will.Dracup@Biosignatures.com



A new system for cystoscopy video enhancement.

Compatible with the wide range of hardware configurations available, this system enables:

- Lossless capture and archiving of video at up to 1080p full HD resolution
- Real-time image/video enhancements
- Post-processing to provide unprecedented clarity when reviewing
- Feature matching between recordings, enabling longitudinal abnormality monitoring.

Exhibition Guide

BK Medical

Stand 317

Unit A20/ A20a Basepoint
110 Butterfield, Great Marlings
LUTON
Beds LU2 8DL
Telephone: 01582 433710
Fax: 01582 433716
Contact: Stuart Newall, Sales Support and Projects Specialist
Email: info@uk.bkmed.com



Be it Fusion, Robotic Surgery, Lapaoscopic Surgery, Brachytherapy/Cryotherapy, Tri-Plane or Simultaneous Bi-Plane Prostate Imaging, BK Ultrasound have the most sophisticated solution available. Available to view for the first time in the UK will be the NEW bk3000 scanner setting new standards in Image Quality and Speed of Use.

Boston Scientific

Stand 331

Breakspear Park
Breakspear Way
HEMEL HEMPSTEAD
HP2 4TZ

Telephone: 01442 411600
Fax: 01442 411601
Contact: Nick Roberts, Business Unit Manager
Email: Nick.roberts@bsci.com



Boston Scientific's mission is to improve the quality of patient care and the productivity of health care delivery through the development and advocacy of less-invasive medical devices and procedures.

Our Urology and Women's Health Division develop devices to treat kidney and bladder stones, ureteral and urethral strictures, BPH, urinary retention, female urinary incontinence, and pelvic floor reconstruction.

For more information go to www.bostonscientificstone.eu

British Association of Urological Nurses

Stand 375

Blackburn House
Redhouse Road
SEAFIELD
West Lothian EH47 7AQ
Telephone: 01506 811 077
Fax: 01506 811 477
Contact: Catriona Rice, Business Development Executive
Email: events@baun.co.uk



The British Association of Urological Nurses is a registered charity which aims to promote and maintain the highest standards in the practice and development of urological nursing and urological patient care.

Cariad Technologies

Stand 465

Cornermount Mount Park Road,
HARROW ON THE HILL
HA1 3LB
Telephone: +44(0)2088646072
Fax: +44(0)2088646072
Contact: Roger Frais, Managing Director
Email: roger.frais@btconnect.com



- The latest products and services featured in their National Mobile Cryotherapy service, renal, prostate and other applications.
- The unique Peezy Midstream urine collection device – used throughout the NHS controlling the spread of infection, user-friendly and cost-saving.

The Fastpack Point-of-Care diagnostic system – the most accurate available for PSA, Testosterone, hCG, Thyroid malfunction, Vitamin D . 12 minute results.

Cellmark

Stand 273

16 Blacklands Way
ABINGDON
Oxon
OX14 1DY
Telephone: 01235 528609
Fax: 01235 528141
Contact: Paul West, Marketing Manager
Email: pwest@cellmark.co.uk



Cellmark delivers a range of "forensic quality" laboratory services to medical professionals, the legal profession and government departments.

The Litholink Kidney stone prevention programme offers UK medical professionals an opportunity to improve the quality of care offered to patients.

C J Coleman

Stand 521

Portsocken House
155 Minories
LONDON
EC3N 1BT
Telephone: 0207 488 2211
Fax: 0207488 4436
Contact: Andy Foley
Email: Andy.foley@cjcoleman.com or michelle.barratt@cjcoleman.com

C J COLEMAN

Medical Indemnity

C J Coleman (CJC) is a highly regarded Lloyd's broker with specialist knowledge of urology consultants' indemnity needs. CJC uses only experienced 'A' rated insurers. Benefits include medical professional indemnity up to £10m, legal expenses insurance, 20 years run-off protection plus a 24/7 medico-legal helpline run by experienced lawyers.

Exhibition Guide

CJ Medical

Stand 123

The Old School House
TRESILLIAN
Cornwall
TR2 4BA



Telephone: 0844 561 0612
Fax: 0844 561 0613
Contact: Magdalena Zachara, Marketing Executive
Email: marketing@cjmedical.com

CJ Medical: Innovators - Educators - Facilitators

Specialising in surgical and medical devices, CJ Medical is committed to facilitating and promoting innovative technologies supported by education.

CJ Medical presents:

ATOMS® - Adjustable TransObturator Male System suitable treatment for all degrees of urinary incontinence

Clinimed Ltd

Stand 415

Cavell House
Knives Beech Way
Loudwater
HIGH WYCOMBE
Bucks
HP10 9QY



Telephone: 0800 036 0100
Fax: 01628 523579
Contact: Anastasia Tsilimidou, Product Manager
Email: Anastasia.tsilimidou@clinimed.co.uk

Instillagel is the only gel which is licensed as a medicine for use as an anaesthetic, antiseptic and lubricant in equal measure. All other sterile gels on the UK market are medical devices and licensed for the primary purpose of lubrication only. What does that mean for you? Find out more at the CliniMed stand.

Combat Medical Ltd

Stand 423

Lamer House Office
Lamer Lane
WHEATHAMPSTEAD
Herts
AL4 8RL



Telephone: 01582 834466
Fax: 01582 834466
Contact: Sarah Bruce-White, Business Development Manager
Email: contact@combat-medical.com

Combat Medical is committed to advancing treatment in NMIBC. The Combat BRS system delivers HIVEC™ Hyperthermic Intra-Vesical Chemotherapy to increase the effectiveness of MMC in NMIBC. Recommended by BAUS for NMIBC patients during the BCG shortage. Available throughout the UK and distributed by ProStrakan. For further information see

www.combat-medical.com

ConMed UK Ltd

Stand 439

73/74 Shrivenham Hundred
Business Park
SWINDON
Wiltshire



Telephone: 01793 787910
Fax: 01793 784568
Contact: Nicky Richardson, Senior Marketing Assistant
Email: ukmarketing@linvatec.com

ConMed would like to welcome visitors to their stand for a 3DHD Advanced Visualization experience. We will also be exhibiting the System 5000 diathermy unit with Fluids Mode designed specifically for the Urologist. You will also be able to view our latest re-usable handheld instruments DTIP III and EntriPort Trocars.

Cook Medical

Stand 447

Rear of 84/85 Bancroft,
HITCHIN,
Hertfordshire
SG5 1NQ



Telephone: 07789278909
Contact: Alan Loughnane, Regional Manager
Email: alan.loughnane@cookmedical.com

Cook Medical has been a leading supplier of medical devices for urologists for over 35 years. Offering interventional and Biodesign® technologies that support diagnostic and therapeutic procedures in adult and pediatric urology, Cook has placed particular emphasis on stone management as well as both male and female pelvic health. Pioneering urological products for a physician to use and a patient to trust.

DAAX

Stand 121

Unit 1A, The Cottage
100 Royston Road
BYFLEET
Surrey
KT14 7NY



Telephone: 0870 979 9110
Fax: 0870 979 9911
Contact: Louise Palmer and Lauren Green, Admin
Email: lpalmer@daax.co.uk/lgreen@daax.co.uk

Galil Medical Cryoablation Needles

Exhibition Guide

Dantec Dynamics Ltd

Stand 453

Unit 16,
Garonor Way,
Royal Portbury,
BRISTOL
BS20 7XE



Telephone: 01275 375 333
Fax: 01275 375 336
Contact: Jamie Barr, Sales & Servicing Manager,
Medical Group
Email: medical@dantecdynamics.com

Dantec lead the market when it comes to Urodynamics. We simplify Urodynamics by making our user interface uncomplicated and intuitive. We offer standard and video Urodynamic systems with options including UPP, Rectal Manometry, bladder scanning and ultrasound. Our UK based Service Engineers provide 'best in class' service support – allowing the maximum lifespan of a system to be achieved. Dantec – Often imitated – Never duplicated.

Dendrite Clinical Systems Ltd

Stand 145

The Hub, Station Rd.
HENLEY ON THAMES
Oxfordshire
Telephone: +44 1491 411 288
Fax: +44 1491 411 377
Contact: Dr Peter Walton, Director
Email: info@e-dendrite.com



Dendrite Clinical Systems is a global provider of clinical databases and data analysis/reporting software for hospitals and national registries. Dendrite is providing the new Data and Audit platform for BAUS to include on-line dashboards and funnel-plots. To meet our team and see these demonstrated, please visit our exhibition stand.

Digitimer

Stand 127

37 Hydeway,
WELWYN GARDEN CITY
AL7 3BE

Telephone: 01707 328347
Fax: 01707 373153
Contact: Joe Smale
Email: Uro-sales@digitimer.com



Digitimer is one of the UK's biggest suppliers of Urodynamics Equipment and Consumables. With over 40 years in the industry we can help with All Standard, Video & Ambulatory Urodynamics Equipment, Flowmeters, Pessaries and Disposable Consumables

Direct Medics Ltd

Stand 217

Suite 10
Moorfield House
2a Moorside Road
Swinton
MANCHESTER
M27 0EW



Telephone: 0161 359 3473
Fax: 0161 826 0776
Contact: Conor Jamison, Division Head - Surgical
Email: conor.jamison@directmedics.com

Since 2000, Direct Medics has been a specialist recruiter of doctors throughout the UK and Ireland, offering opportunities for all grades and specialties. As a responsible recruiter, our approach is simple: to develop positive long-term partnerships from registration to aftercare, offering the best opportunities to our doctors.

EDAP TMS

Stand 437

4 Rue du Dauphiné
69120 VAULX EN VELIN
France



Telephone: +33(0)4 72 15 31 50
Fax: +33(0)4 72 15 31 51
Contact: Nicolas Poutrain, International Business
Unit Director
Email: npoutrain@edap-tms.com

Global leader in therapeutic ultrasound and active in the market for more than 30 years, EDAP TMS (NASDAQ: EDAP) develops, manufactures, promotes and distributes minimally-invasive medical devices for urology using ultrasound technology for two distinct therapeutic applications: non-invasive treatment of prostate cancer and urinary stones treatment by extracorporeal electroconductive shock waves.

Eli Lilly

Stand 337

Lilly House
Priestley Road
BASINGSTOKE
Hampshire
RG24 9NL



Telephone: 01256 779271
Fax: +44 (0)1256 775858
Contact: Scarlett Bate, Cialis Brand Associate
Email: bate_scarlett@network.lilly.com

Lilly is a global healthcare leader that unites caring with discovery to make life better for people around the world. Please visit our exhibition stand and attend our sponsored symposium, *Patients, Pathways & PDE5i's*, for an interactive discussion around the management of your patients experiencing ED and LUTS associated with BPH

Exhibition Guide

Emmat Medical Limited

Stand 442

5 Newton Court,
Pendeford Business Park
Wobaston Road
WOLVERHAMPTON

Telephone: 01902 788777

Fax: 01902 788555

Contact: Graeme McConnell, Managing Director

Email: sales@emmat.co.uk



Emmat is a leading supplier of surgical and endoscopy instruments and the exclusive UK distributor for Tekno Medical. Tekno manufactures fully compatible endoscopes and has a patented system for bipolar resection including a HF unit designed around specific performance parameters for bipolar resection.

Visit our stand and see the Tekno system.

eoSurgical

Stand 275

8 Melville Terrace
EDINBURGH
EH9 1ND

Telephone: +44 131 510 4744

Contact: Peter Sammon, Customer Support & Marketing

Email: sales@eosurgical.com



Founded and led by surgeons, we design and manufacture take-home laparoscopic surgery training solutions – tools that trainees use every day, all around the world. Our unique simulators are portable, self-contained, and bolstered by innovative performance analysis software and an online curriculum to guide and assess progress.

European Association of Urology

Stand 377

PO Box 30016
NL-6803 AA ARNHEM
Netherlands

Telephone: +31 26 389 0680

Fax: +31 26 389 0686

Email: info@uroweb.org



The EAU aims to raise the level of urological care in Europe and beyond by supporting the field's experts. It represents urologists and affiliated professionals, encourages the adoption of high standards of care, and facilitates the publication of research. Over 14,000 professionals have joined the EAU to date.

Femcare-Nikomed Ltd

Stand 441

Spursholt Place
Salisbury Road
ROMSEY

Hants

SO51 6DJ

Telephone: 01794 525100

Fax: 01794525101

Contact: Francesca Harvey, Uk Product Marketing Manager

Email: Enquires@Femcare-Nikomed.co.uk



Femcare-Nikomed Ltd is an organisation committed to working in partnership with healthcare professionals around the world to deliver high quality solutions in the fields of gynaecology, general surgery and urology. Our portfolio consists of our own "in-house" developed products alongside those sourced from approved manufacturers worldwide with relevant Quality and CE accreditation.

With over thirty years' experience in the pursuit of clinical excellence, the Femcare-Nikomed name has become synonymous with a winning combination of innovative products, excellent customer service and comprehensive marketing support - supplying quality medical products on a worldwide basis. The company offers an extensive range of disposable urology devices including the Cutler Gold Prize Lawrence Add A Cath device.

Ferring Pharmaceuticals

Stand 541

Drayton Hall
Church Road
West Drayton
UB77PS

Telephone: 020 8580 4127

Fax: 44 7833 206436

Contact: Anne Walkham, Divisional Administrator - Marketing

Email: anne.walkham@ferring.com



Fight Bladder Cancer

Stand 473

Robert House,
19 Station Road
CHINNOR
Oxfordshire
OX39 4PU

Telephone: 01844 351621

Contact: Andrew Winterbottom, Founder and Director

Email: info@fightbladdercancer.co.uk



Fight Bladder Cancer was founded and is still run by patients and carers affected by bladder cancer. As a charity we provide support and information to patients and carers, promote awareness and support research. Patient information leaflets and posters are provided free of charge to all.

Exhibition Guide

General Medical

Stand 413

Crown House
Waller Road
DEVIZES
SN10 2GH



Telephone: 01380 734990
Fax: 01380 739801
Contact: Jane Keen, Marketing Support Manager
Email: jane@generalmedical.co.uk

General Medical distribute microendoscopy products by Polydiagnost. The modular system fits all camera stack systems and includes Microperc, the smallest diameter percutaneous system and the unique Polyscope system for the transurethral approach. Complete protection from contamination through use of a disposable polyscope catheter reduces time and processing costs - more patients at less cost.

Genesis Medical

Stand 219

7 Trojan Business Park
Cobbold Road
LONDON
NW10 9ST



Telephone: 020 8451 4100
Fax: 020 8451 4115
Contact: Anne Penberthy, Director
Email: anne@genmedhealth.com

Your friends at Genesis Medical look forward to welcoming you to their exhibit and to show you the:

- Vision Sciences cystoscopes with Endosheath technology
- The Medica PicoSmart urodynamic systems and flowmeters
- I-STOP male and female tapes for SUI
- TURP loops
- Genesis erection assistance systems

Hitachi Medical Systems UK Ltd Stand 223

1 Davy Close
Park Farm
WELLINGBOROUGH
Northamptonshire
NN8 6XX



Telephone: 0844 800 4294
Fax: 01933 405859
Contact: Barbara Dowell, Marketing Communications Manager
Email: b.dowell@hitachi-medical-systems.com

The Complete Ultrasound Solution for Urology and Surgery : Hitachi Medical Systems provide the most extensive and innovative product range within the market from portable to high end ultrasound, fusion imaging, elastography, contrast, PCNL and robotic ultrasound. Compatible with brachytherapy and cryotherapy applications to address all clinical requirements.

Hospital Innovations - iSurge Stand 351

Concept House
Talbot Green Business Park
PONTYCLUN
CF72 9FG



Telephone: 01443 719 555
Fax: 01443 719 560
Contact: Pete Felstead, Marketing Manager
Email: info@hospitalinnovations.co.uk

iSurge supplies a wide range of innovative Urology products and focusses on providing collaborative surgical solutions to healthcare professionals; maximising patient outcomes.

ScopeGuardian™ – succeeds where the ball tip failed; a true multi pass solution.

FloShield™ – maintain visual clarity; active lens protection system for all laparoscopic procedures.

Hospital Services Limited

Stand 218

2 Wildflower Way,
Adelaide Industrial Estate,
Belfast
BT12 6TA



Telephone: +44(0)2890 381 481
Fax: +44 (0) 2890 662 476
Contact: Wayne Warfield, UK Sales Manager
Email: Wayne.warfield@hsl.co.uk

Hospital Services Limited is a well-established multi-disciplined company in the UK and Ireland, managing well-known, high quality names, including Dornier Medtech. With a reputation for quality and reliability, Hospital Services Limited is dedicated to providing high quality products and support to our customers. ARIES ED shockwave treatment for erectile dysfunction.

iMEDicare Ltd

Stand 125

Unit 11
Shakespeare Industrial Estate
Acme Road
WATFORD
HERTS
WD24 5RR



Telephone: 07841579499
Contact: Darren Breen, Director
Email: contact@imedicare.co.uk

iMEDicare Ltd is an dynamic and rapidly growing Medical Device Distributor offering an exciting range of unique and market leading medical products for patient use in the fields of Urology and Continence Management / Treatment throughout the UK and Ireland.

We offer a unique blend of professional and patient product training in Clinical and Home environments which are designed to improve individual product customizability, user uptake and long-term patient compliance and satisfaction.

Exhibition Guide

Products: **SOMAerect** - Erectile Dysfunction Management; **AFEX** - Male Urinary Incontinence Management; **VITAL**: External NMES for Stress Incontinence; **VIBERECT**: Anejaculation / Erectile Dysfunction.

Interact Medical Locum Recruitment Specialists Stand 279

321 Avebury Boulevard
MILTON KEYNES
Buckinghamshire
MK9 2GA
Telephone: +44 (0)1908 357900
Email: info@interactmedical.co.uk



We specialise in the placement of locum doctors into the NHS and Private Sector. We're able to offer some of the best locum jobs available ahead of our competition, as well as offering full & part time contracts, ad-hoc shifts, a full revalidation and appraisal service, competitive rates and more.

Intuitive Surgical Stand 443

Chemin des Mûriers 1
1170 AUBONNE
Switzerland 1170
Telephone: +41 21 821 2000
Fax: +41 21 821 2001
Contact: Aurelie Gildemyn, Trade Shows Specialist
Email: aurelie.gildemyn@intusurg.com



Intuitive Surgical, Inc. (Nasdaq: ISRG), headquartered in Sunnyvale, Calif., is the global leader in robotic-assisted, minimally invasive surgery. Intuitive Surgical develops, manufactures, and markets the da Vinci Surgical System.

Invivo Stand 421

3545 SW 47th Avenue
GAINESVILLE
FL 32608 USA
Email: info@invivocorp.com



Invivo will demonstrate UroNav, an image-guided stereotactic biopsy system used to detect prostate cancer within patients as an alternative to current blind or blind systematic biopsies. UroNav uses multi-parametric magnetic resonance (mpMR) imaging, fused with live ultrasound (US) guidance in conjunction with electromagnetic (EM) tracking to plan, guide, and document prostate biopsies.

Ipsen Limited Stand 531

190 Bath Road
SLOUGH
Berkshire
SL1 3YE
Telephone: 01753627700
Fax: 01753627628
Contact: David Biddles, Product Manager
Email: events.team@ipsen.com



Ipsen is a global speciality-driven pharmaceutical company with worldwide staff of close to 4,900. Ipsen's ambition is to become a leader in specialty healthcare solutions for targeted debilitating diseases. The company's development strategy is supported by 3 franchises:

- Uro-Oncology, Neurosciences and Endo-Oncology. Ipsen has an active history of successful partnerships and we are pleased to support BAUS 2015.
 - Ipsen's Uro-Oncology franchise is focussed in the area of genito-urinary cancers and targets prostate and bladder cancers and other debilitating diseases such as uterine fibroma, endometriosis and precocious puberty.
 - Ipsen's R&D focuses on innovative and differentiated technological platforms.
- UK/DEC09182a April 2015

Janssen Stand 243

50-100 Holmers Farm Way
HIGH WYCOMBE
Bucks
HP12 4EG
Telephone: 01494 567538
Contact: Richard Jackson, Associate Product Manager
Email: Rjacks26@its.jnj.com



Janssen is one of the world's leading research-based pharmaceutical companies and is part of the Johnson & Johnson family of companies – the largest diversified healthcare group in the world with over 100 years of scientific heritage. Driven by our commitment to patients, we bring innovative products, services and solutions to people throughout the world.

Jump Start Consulting Limited Stand 513

The Granary
High Street
TURVEY
Bedfordshire
MK43 8DB
Telephone: 01234 888955
Fax: 01234 252121
Contact: Robin Luper, Managing Director
Email: robin.luper@jump-start-consulting.co.uk



More and more centres treating NMIBC are rapidly adopting the Physion EMDA system for enhanced intravesical delivery of Mitomycin-C. With BCG in short supply, many urologists are

Exhibition Guide

considering the use of EMDA as a viable alternative. Come and talk to us about our revolutionary solution to vulvo-vaginal rejuvenation, our new product Confiance is now available in the UK

June Medical

Stand 451

James House
Mere Park
Dedmere Road
MARLOW
Buckinghamshire
SL7 1FJ

Telephone: 01628 330010

Fax: 08721 116710

Contact: Emma Maidwell, Office Manager

Email: contact@junemedical.com



Come over and let us show you why our **GALAXY Retractor** will make you smile – guaranteed!! (FOR THREE REASONS!!!) You can also try our bulking agent **DURASPHERE®** on our model or implant an **Elevate™**, whilst learning about our new Charity project!

Karl Storz Endoscopy (UK) Ltd Stand 361

415 Perth Avenue
SLOUGH
SL1 4TQ

Telephone: 01753 503500

Fax: 01753 578124

Contact: Steve Anderson, Head of Professional Education & Events

Email: sanderson@karlstorz-uk.com



Karl Storz GmbH & Co. is the world's premier surgical endoscopy company with an established and acknowledged reputation for producing the finest quality surgical endoscopes and accessories. Please join us over a cup of coffee to discuss our product range - from ESWL to Mini-PCNL, we have it covered.

Laborie Medical Technologies Europe Ltd Stand 433

Lumonics House
Valley Drive
RUGBY
CV21 1TQ

Telephone: 01788 547888

Fax: 01788 571652

Contact: Julie Richards Paudler, Customer Service Team Leader

Email: jpaudler@laborie.com



LABORIE is an industry-leading provider of Pelvic Health Diagnostic products. For over 45 years, providing advanced treatment options to improve the quality of life for patients

suffering from LUTS. Our product line includes a wide range of Pelvic Floor Diagnostic systems for Urodynamic testing, portable Bladder Scanning, Pelvic Floor Rehabilitation and Cystoscopic Injection Needles, designed to optimize your clinical environment.

Lawmed

Stand 267

Russell House
Molesey Road
HERSHAM
Surrey
KT12 3PJ

Telephone: 0845 241 1510

Fax: 0845 241 1520

Contact: John Black, Sales Manager

Email: Enquiries@Lawmed.co.uk



AirSeal® is the world's only intelligent access system for laparoscopic and robotic surgery. Representing a significant advance in insufflation technology, the AirSeal platform responds to the surgeon's needs during surgery:

- Automatic Smoke evacuation and reduced fogging
- Stable pneumoperitoneum even under constant suction or leakage
- Reduced CO₂ absorption
- Reduced operating time

LUT GmbH

Stand 357

Robert-Bosch-Strasse 3
79211 DENZLINGEN
Germany
79211

Telephone: +49-7666-90069-0

Fax: +49-7666-90069-480

Contact: Oliver Braun, Sales Manager

Email: info@lut-endoscopy.com



LUT has specialized in selling solutions for endoscopic applications in urology, gynecology and laparoscopy and sets high value on the dialog with customers and a careful advancement and innovation of its products and services. As a partner in minimally-invasive surgery LUT looks back on more than 20 years of experience.

Medical Defence Union

Stand 435

Medical Defence Union
One Canada Square,
LONDON
E14 5GS

0800 716 376

Telephone: 02072021796

Contact: Kate Lovell, Marketing Manager

Email: Kate.lovell@themdu.com
membership@themdu.com



Exhibition Guide

The MDU is a not-for-profit organisation wholly dedicated to our members' interests, providing expert guidance, personal support and robust defence in addressing medico-legal issues, complaints and claims. Our members have access to the largest team of medico-legal experts throughout the UK, 24 hours a day, 7 days a week.

Mediplus

Stand 532

7 The Gateway Centre,
Coronation Road,
HIGH WYCOMBE
HP12 3SU

Telephone: 01494 551200

Fax: 01494 536333

Contact: Pam Davies, Executive Management Assistant

Email: help@mediplus.co.uk



Visit the Mediplus stand to learn more about:

- S-Cath™ System - Seldinger Suprapubic Catheter Kit
- CT3000 - non-invasive diagnosis of BPH
- Extensive range of Urodynamic Catheters and Accessories
- Anorectal response catheters

Medtronic Limited

Stand 533

Building 9
Croxley Green Business Park
Hatters Lane
WATFORD
WD18 8WW

Telephone: 01923212213

Fax: 01923205190

Contact: Sarah Sheehan, Marketing Manager

Email: sarah.sheehan@medtronic.com



At Medtronic, we're committed to Innovating for life by pushing the boundaries of medical technology and changing the way the world treats chronic disease. To do that, we're thinking beyond products and beyond the status quo - to continually find more ways to help people live better, longer

Mobile Health Systems

Stand 221

Caledonian House
Reigate Road
HOOKWOOD
Surrey
RH6 0AP

Telephone: 08443350737

Fax: 01293780447

Contact: Joanne Keyte, Operations Manager

Email: info@mobilehealth.org.uk



We are now established as the U.K.'s Leading provider of mobile technology. For Urologists, the high power holmium laser is the most versatile platform for the treatment of B.P.H. and stones. We can provide all essential training, simulation and endoscopic equipment with no capital outlay or risk.

Myriad Genetics Ltd

Stand 173

16 Upper Woburn Place
LONDON
WC1H 0BS

Telephone: 020 3741 8128

Contact: Carol Hurd, Clinical Director UK & Ireland

Email: churd@myriad.com



Prolaris® is a molecular diagnostic test that measures the expression level of genes involved with tumor proliferation to predict disease outcome. Prolaris® can be used in conjunction with other clinical parameters to determine prostate cancer aggressiveness. The Prolaris® result provides 10-year risks for prostate cancer specific mortality in the biopsy setting or biochemical recurrence in the post-prostatectomy setting.

Neotract International Inc

Stand 438

11th Floor
Whitefriars Lewins Mead
BRISTOL

Avon

BS1 2NT

Telephone: +0330 088 9549



The UroLift® System from NeoTract, Inc. is a minimally invasive device designated to treat lower urinary tract symptoms due to BPH. Its unique technology directly opens the urethra without prostate tissue injury and offers a quality of life solution for patients.

Nuada Medical Prostate Care

Stand 359

45 Queen Anne Street
LONDON
W1G 9JF

Telephone: 020 7036 8850

Fax: 01235 854080

Contact: Cristina Emberton, COO

Email: Cristina.emberton@nuadamedical.com



Supporting clinicians to enhance capabilities in NHS and privately through:

- MR-US Fusion biopsy service
- Transperineal biopsy equipment hire, Training, Applications Support, Histopathology
- HIFU equipment hire, Proctoring, Applications Support
- 3-Tesla multi-parametric MRI
- Calibration of MRI scanner/optimisation of multi-parametric imaging protocols/ collaborative reporting
- Review of complex cases at monthly Multidisciplinary Prostate Meeting

Exhibition Guide

Olympus Medical

Stand 321

KeyMed House
Stock Road
SOUTHEND ON SEA
Essex
SS2 5QH

Telephone: 01702 616 333

Fax: 01702 465677

Contact: Danielle Booth, Senior Product Manager - Urology

Email: info@olympus.co.uk



Olympus enjoys an unparalleled reputation among the world's leading companies in the surgical arena. Whatever your urological needs, from lasers to ureteroscopes, laparoscopes to stents - Olympus Medical can provide the total procedural solution.

Visit us to experience the latest technological advancements

Pfizer Ltd

Stand 261

Pfizer Ltd
Walton Oaks
Dorking Road
WALTON-ON-THE-HILL
Tadworth, Surrey
KT20 7NS

Telephone: 01737 300000

Contact: Jonathan Raven, Country Brand Leader

Email: Jonathan.raven@pfizer.com



Pfizer: Working together for Britain's national health
Pfizer is one of the world's premier innovative biopharmaceutical companies, discovering, developing and providing over 100 different medicines, vaccines and consumer healthcare products that help save and transform the lives of millions of people in the UK and around the world every year.

Pnn Medical A/S

Stand 467

Pnn Medical A/S
483 Green Lanes
LONDON
N13 4BS

Telephone: 0045 4913 9113 / 07866698599

Contact: Sharon Butler, Nothern UK Sales Manager

Email: sb@pnnmedical.com



Memokath™ - the key to free urinary flow

- Memokath™ provides patients with BPH and urinary obstructions with free urinary passage immediately after insertion
- Memokath™, patients avoid hospitalization and surgical risks
- Memokath™ is reversible - surgery is not!
- Memokath™ saves time

Memokath™ is the best clinically documented urological metallic stent on the market.

Porges - a Coloplast division

Stand 335

Coloplast Limited
Nene Hall, First Floor
Peterborough Business Park,
PETERBOROUGH
PE2 6FX

Telephone: 01733 368989

Fax: 01733 392827

Contact: Marcus J. Raphael, Sales director

Email: gbmap@coloplast.com

Web: www.coloplast.co.uk



Coloplast confirms the incorporation of the Porges range within the Coloplast group and the commitment of Coloplast to Urology.

Our product offering includes a complete range of Urology Care devices to provide a complete selection of everything you need for your daily lists, i.e. endourology, percutaneous approach procedures, lower urinary tract urology, prostheses and implants, as well as gynaecology, surgical drainage, specific biliary procedures.

Please visit us at Stand 335 at BAUS 2015 in Manchester.

Premium Medical Protection Limited

Stand 355

68 Pure Offices
Plato Close
Tachbrook Park,
LEAMINGTON SPA
CV34 6WE

Telephone: 0845 308 2350

Fax: 0207 806 0810

Contact: Stacey Griffiths, PA to CEO

Email: s.griffiths@premiummedicalprotection.com



PMP, Premium Medical Protection, is a provider of bespoke Medical Professional Indemnity Insurance and aims to lower client's premiums by up to 30% as well as providing comprehensive cover with £10m limit of liability and benefits such as consent to settle or indefinite run off into retirement, all subject to underwriting. Visit stand 355 or phone 0845 643 4837 for a confidential premium indicator.

Promed Ltd

Stand 333

116a High Street
Somersham
HUNTINGDON
Cams
PE28 3EN

Telephone: 01487 842842

Fax: 01487 843060

Contact: Kathy Koronowski, Company Secretary

Email: Kathy@promedltd.com



Exhibition Guide

Promed offer a range of Diode lasers for bladder and BPH treatments.
Also get the latest updates on our Thulium laser multi-centre randomise trial for BPH and we now offer a holmium and thulium laser hire service.
Find out more about our range of proven and affordable delivery fibres from under £100 each.

Prostate Cancer UK Stand 315

The Counting House
53 Tooley Street
LONDON
SE1 2QN



Telephone: 020 3310 7000/07868 704779
Contact: Morven Masterton, Health Professionals Engagement Manager
Email: Morven.masterton@prostatecanceruk.org

Prostate Cancer UK fights to help more men survive prostate cancer and enjoy a better quality of life.
Visit us to find out how we support health professionals working with men with prostate disease; through free training, webinars, educational bursaries, the latest research and policy information and patient resources.

Purple Orchid Pharma Ltd Stand 411

13 Wellington Road,
DEWSBURY,
West Yorkshire
WF13 1HF



Telephone: 0844 415 2420
Fax: 01924 667203
Contact: Lynne Gordon, Office Manager
Email: info@purpleorchidpharma.com

Gepan® instill 0.2% chondroitin sulphate was “the favoured GAG-replenishment therapy” in Madersbacher’s independent review.
Multi-Gyn vaginal health range’s patented 2QR-complex blocks bacteria binding sites to treat and prevent BV, thrush and inflammations/irritations/odours.
Multi-Oral treats and prevents dry mouth, halitosis, and oral irritations.
Hyalofemme non-hormonal, long-lasting vaginal moisturiser feels natural.

Richard Wolf UK Stand 211

Waterside Way
WIMBLEDON
SW17 0HB



Telephone: 020 8944 7447
Fax: 020 8944 1311
Contact: Pauline Belderson, Secretary
Email: Pauline.belderson@richard-wolf.com

spirit of excellence

Richard Wolf is proud to provide products that are the forefront of innovation and renowned for the highest quality and reliability. Please visit us at our stand and we will be happy to discuss the latest additions to the Richard Wolf portfolio.

SAGE Stand 373

1 Oliver’s Yard
55 City Road
LONDON
EC1Y 1SP



Telephone: 020 7324 8530
Contact: Christina Spinks, Senior Marketing Manager
Email: market@sagepub.co.uk

Founded 50 years ago by Sara Miller McCune to support the dissemination of usable knowledge and educate a global community, SAGE publishes journals, books, and library products spanning a range of subject areas. SAGE remains majority-owned by our founder, who has ensured that the company will remain permanently independent. www.sagepub.com

SIS - Surgical Indemnity Scheme Stand 271

c/o ASGBI
35-43 Lincoln’s Inn Fields
LONDON



Telephone: 0845 094 3915
Contact: Dr Gerard Panting, Director
Email: info@surgicalindemnityscheme.co.uk

SIS provides comprehensive professional indemnity for your NHS and private practice, including: clinical negligence and public liability claims, NHS and GMC disciplinary inquiries, inquests, complaints, HMRC investigations and other legal problems arising from professional practice
Owned by the ASGBI, SIS provides security, value and service, now and in your retirement.

Speciality European Pharma Stand 311

14 Took’s Court
LONDON
EC4A 1LB



Telephone: 020 7421 7400
Fax: 020 7421 7401
Contact: Paula Bennett, Office Manager
Email: Paula.bennett@spepharma.com

SEP is committed to making high quality urology products accessible to patients at an affordable price for the NHS.
Regurin® XL (prolonged release tiroprium chloride 60mg) is indicated for symptomatic treatment of overactive bladder.
Bulkamid is indicated for stress urinary incontinence. Please come and visit us at stand no. 311

Exhibition Guide

Swedish Orphan Biovitum - Sobi

Stand 463

1 Fordham House Court
Fordham House Estate
CAMBRIDGE
Cambridgeshire
CB7 5LL

Telephone: 01638 722386

Contact: Lucy Ambrose, Administrator

Email: Lucy.ambrose@sobi.com



Sobi is an international specialty healthcare company dedicated to rare diseases. Our mission is to develop and deliver innovative therapies and services to improve the lives of patients.

The product portfolio is primarily focused on Haemophilia, Inflammation and Genetic diseases.

Synergo - Medical Enterprises Europe B.V

Stand 431

Amsterdamseweg 147A
AMSTELVEEN
1182GT,
Netherlands

Telephone: +3120 6423719

Fax: +3120 6421161

Contact: Gad Lev, Marketing Manager

Email: gad.synergo@kpnmail.nl



Medical Enterprises Group develops innovative minimally invasive technologies. The lead product, Synergo® RITE (Radiofrequency Mw- induced thermo-chemotherapy effect) offers an easy way to deliver deep tissue hyperthermia in conjunction with cooled chemotherapy for NMIBC. Thousands of patients were treated successfully worldwide and over 30 publications, including RCTs, proved its safety and efficacy.

Syner-Med (Pharmaceutical Products)

Limited

Stand 265

Syner-Med House,
120 High Street
PURLEY
Surrey
CR8 2AD

Telephone: +44 (0)20 8655 6380

Fax: +44 (0)20 8655 6398

Contact: Dominic Barrett, Marketing Manager

Email: sales@syner-med.com



Syner-Med has delivered innovation in Pharmaceuticals and Medical Devices for over 20 years.

Hyacyst® - Cost Effective 40mg and 120mg PRE-FILLED SYRINGES of Hyaluronic Acid for bladder instillation. Can now be prescribed on FP10 Prescriptions.

Dexell® - Endoscopic injectable bulking agent for Stress Urinary Incontinence.

Zonis® - Silver alginate antimicrobial catheter dressing.

Takeda UK Ltd

Stand 151

Takeda House
Building 3 Glory Park, Glory Avenue
Wooburn Green
HIGH WYCOMBE
HP10 0DF

Telephone: 01628 537900

Fax: 01628 526615



Takeda UK is part of a research-based global enterprise providing innovative solutions to the NHS. Therapeutic areas include prostate cancer, erectile dysfunction, osteosarcoma, lymphoma and diabetes. Innovative and forward-looking, we pioneer collaborative partnerships with clinicians to meet specific local needs, responding quickly to help improve patient outcomes.

Teva

Stand 213

Ridings Point,
Whistler Drive,
CASTLEFORD,
W Yorks
WF10 5HX

Telephone: 020 7540 7117

Contact: Denise Davis, Marketing Services Co-ordinator

Email: medinfo@tevauk.com



Cystistat® Product Guide information

Cystistat® (sodium hyaluronate solution) is approved as a Class III medical device for the temporary replacement of the glycosaminoglycan (GAG) layer. The use of Cystistat® provides extensive experience in intravesical therapy with proven efficacy in interstitial cystitis/painful bladder syndrome, recurrent bacterial cystitis and, radiation- and chemical-induced cystitis. Cystistat® 40mg/50ml vial is also available on FP10.



The Urology Foundation

Stand 371

Unit 3 Pride Court,
80-82 White Lion Street
LONDON
N1 9PF

Telephone: 020 7713 9538

Contact: Louise de Winter, Chief Executive

Email: info@theurologyfoundation.org



The Urology Foundation is committed to transforming the lives of people with a urological condition through ground-breaking research, training and education. By supporting and investing in urology professionals and researchers we are dedicated to leading the fight against urology disease so fewer lives are devastated. www.theurologyfoundation.org Registered charity no. 1128683

Exhibition Guide

Urology News

Stand 471

9 Gayfield Square
EDINBURGH
EH1 3NT

Telephone: 0131 478 8404

Fax: 0131 557 4184

Contact: Jennifer Fallon, Editorial Co-ordinator

Email: jennifer@pinpoint-scotland.com



Featuring high quality feature articles, conference reports, journal & book reviews, and all the latest product news, Urology News is essential reading for urologists and related health professionals. Come by the stand to pick up your free copy of the latest issue!

Venn Healthcare Ltd

Stand 353

35 The Avenue
Branksome Park
POOLE,
Dorset,
BH13 6LJ

Telephone: 01202 761 198

Fax: 01202 769439

Contact: Jim Westwood, Managing Partner

Email: info@vennhealthcare.com



Venn Healthcare is a leading supplier of Extracorporeal Shockwave Therapy (ESWT) technology in the UK. The dedicated device supplied for the treatment of Erectile Dysfunction – EDfsw – utilises focused ESWT. EDfsw is becoming increasingly popular with more Centres choosing the technology and positive clinical benefit within a simple treatment regime.

Wiley

Stand 543

9600 Garsington Road
OXFORD
OX4 2DQ

Telephone: +44 (0)1865 778315

Fax: +44 (0)1865 714591

Contact: Customer Service Department

Email: cs-journals@wiley.com



Founded in 1807, John Wiley & Sons Ltd is an independent, global publisher of print and electronic products, providing the very best basic and clinical research in the advancement and improvement of education in Urology, Men's Health and related areas. Wiley are also the proud publishers of BJUI - one of the most highly respected medical journals in the world. Visit our stand to browse journals and purchase books at 20% discount. www.wileyonlinelibrary.com

Wymedical Ltd

Stand 427

13 Foundry Way
ST NEOTS
Cambridgeshire
PE19 8TR

Telephone: 01480 211505

Contact: Alison Stubb, Managing Director

Email: enquiries@wymedical.com



Wymedical have introduced a range of intermittent catheters and meatal dilators designed to be able to commandeer all tracts even the challenging ones!

The ISC range is available with 4 different tips, standard, Tiemann, Tapered and soft tip with an easy to open water sachet, just slit, slot, pop!

Wymedical also have a range of meatal with a tapered tip with a meatal dilatation user to support the range.

Teaching & Skills Courses - Introduction

“So many courses – so little time....”

Welcome to Manchester and what promises to be an excellent meeting. Many of us are no strangers to the Manchester Central Convention Complex and we know that this venue is excellent. For those new to Manchester - arguably England's second city (sorry, Birmingham), it will surely offer many cultural and entertainment opportunities.

Alongside the main programme, we have organised what we feel to be a broad and balanced range of informative, educational and dynamic courses.

Because we have more courses than there are slots in which to fit them, some regular (and popular) courses are being “rested” this year. My aim is to be able to choose from a bank of excellent and well-received courses so that every year is slightly different. The ideal structure is to have most areas and interests represented whilst retaining the ability to introduce new courses and keep things “fresh”.

This year the 21 courses include 8 skills courses which cover PCNL access (x2), ureteroscopy and laser lithotripsy (x2), laparoscopic suturing, prostate biopsies, and (new for this year) new technologies in BPH surgery, which will include bipolar TURP, HoLEP, Greenlight PVP and Urolift. There will also be one off-site course running at the Manchester Surgical Skills and Simulation Centre, which deals with surgical anatomy for urologists.

On the clinical side we have courses in paediatric urology, female incontinence, genital emergencies, neuro-urology and urodynamics, genito-urinary trauma, robotic surgery and non muscle invasive bladder cancer.

Also new this year are two practical courses. The one stop diagnostic clinic explores different models of these clinics, their development and day-to-day management. Practical andrology for the general urologist will cover how to set up and deliver an andrology service and will focus on the most common andrological conditions encountered within general urological practice.

Less clinically-based but equally important to urological practice are courses which deal with various aspects of becoming a consultant, how to avoid litigation and how to harness and use social media.

As ever, I am indebted to the tremendous amount of work and time the course directors, faculty and BAUS staff have put into organising and timetabling these courses. We also are very grateful for the sponsorship from industry – American Medical Systems, Bard Biopsy Systems, BK Medical, Boston Scientific, BXT Accelyon, Cook Medical, Covidien & Medtronic, Genesis Medical Limited, Karl Storz Endoskope, Laborie Medical Technologies Europe Ltd, Manatech, Mobile Health Systems, Neotract, Nuada Medical Prostate Care, Olympus Medical and PORGES, a Coloplast Division.

Please book early for these courses, as spaces are limited. We very much rely on the feedback you provide after attending them to make sure that we continue to make every single course worthwhile and even better than the last. This year feedback can be left via the 2015 BAUS Conference App and paper feedback forms will be distributed on-site for delegates of the courses.

I hope that you manage to find several topics of interest and please let me know if there are any other courses you would like to see or help run.

All the best
Duncan Summerton
 BAUS Honorary Secretary Elect



Teaching & Skills Courses - Course List

		<i>Time</i>	<i>Spaces</i>	<i>Location</i>	<i>Cost</i>	<i>Director</i>
MONDAY 15 JUNE						
1	Teaching Course: Do the Right Thing - Signposts on the Journey to Consultant Practise	1330 - 1530	30	Exchange 1	£30	Mr Andrew Sinclair & Mr David Ross
2	Teaching Course: Paediatric Urology	1330 - 1530	40	Exchange 2-3	£30	Professor Peter Cuckow
3	Skills Course: PCNL Access	1330 - 1530	20	Central 5-7	£30	Mr Adebajji Adeyoju
TUESDAY 16 JUNE						
4	Teaching Course: Assessment and Management of the Female Patient with USUI	0845 - 1045	30	Exchange 1	£30	Miss Tamsin Greenwell
5	Teaching Course: Genital Emergencies	0845 - 1045	40	Exchange 2-3	£30	Mr Suks Minhas & Mr Duncan Summerton
6	Skills Course: PCNL Access	0845 - 1045	20	Central 5-7	£30	Mr Stuart Irving
7	Teaching Course: Genitourinary Trauma	1215 - 1415	40	Exchange 1	£30	Mr David Quinlan & Mr Duncan Summerton
8	Skills Course: New Technologies in BPH Surgeries	1130 - 1330	16	Central 5-7	£30	Mr Mark Cynk & Mr Gordon Muir
9	Teaching Course: Urology and the Law: How to avoid litigation and what to do when you get there	1430 - 1630	40	Exchange 1	£30	Mr John Reynard Mr Julian Shah & Mr Ron Miller
10	Teaching Course: Robotic Urology - Safely Starting Pelvic and Upper Tract Procedures	1400 - 1600	40	Exchange 2-3	£30	Mr Jim Adshead
11	Skills Course: Ureteroscopy and Laser Lithotripsy	1400 - 1600	20	Central 5-7	£30	Mr Gareth Jones & Mr Sunil Kumar
WEDNESDAY 17 JUNE						
12	Teaching Course: State of the Art Treatment of Non Muscle Invasive Bladder Cancer	0845 - 1045	20	Exchange 1	£30	Mr Hugh Mostafid
13	Teaching Course: Recent Advances in Neuro-Urology and Urodynamics	0845 - 1115	40	Exchange 2-3	£30	Mr Rizwan Hamid & Mr Hashim Hashim
14	Skills Course: Prostate Biopsy Course	0845 - 1045	20	Central 5-7	£30	Mr Rick Popert
15	Teaching Course: Practical Andrology for the General Urologist	1130 - 1330	50	Exchange 1	£30	Mr Asif Muneer & Mr Rowland Rees
16	Teaching Course: One Stop Diagnostic Clinic	1130 - 1330	40	Exchange 2-3	£30	Miss Rebecca Hamm
17	Skills Course: Laparoscopic Suturing	1130 - 1330	20	Central 5-7	£30	Mr Richard Coulthard
18	Teaching Course: The Modern Management of Urinary Stone Disease	1430 - 1630	70	Exchange 1	£30	Mr Andrew Dickinson
19	Teaching Course: BJU International Sponsored Course - Social Media Course	1430 - 1630	40	Exchange 2-3	£30	Professor Prokar Dasgupta
20	Skills Course: Ureteroscopy and Laser Lithotripsy	1430 - 1630	20	Central 5-7	£30	Mr Gareth Jones & Mr Sunil Kumar
THURSDAY 18 JUNE						
21	Off-site Skills Course: Surgical Anatomy for the Urologist	0830 - 1230	20	Manchester Surgical Skills Centre	£120	Miss Tamsin Greenwell & Mr John McCabe

Teaching & Skills Courses - Course Outlines

Teaching Course 1

Do the Right Thing - Signposts on the Journey to Consultant Practice

Monday 15 June 2015 1330 - 1530
30 Places Room – Exchange 1

Directors: Mr David Ross & Mr Andrew Sinclair

Outline

This course will provide an approach to successfully negotiating the challenging transitional period in a urologist's career from the latter years of specialist training, through the consultant appointment process, and, into the early years in post. We will focus on portfolio development as a career long process, showing how it can be utilised to get you appointed, help you develop your consultant role and maintain long term motivation.

We will then discuss the consultant appointment and interview process where we will provide direction for your preparation and take some of the unknown out of the day itself. Key issues will be addressed from the perspectives of the candidate, consultant colleagues and trust management.

For the recently appointed, there will be pointers to help you flourish in post, while avoiding some of the pitfalls. We will provide guidance on effective job planning, career development, fruitful use of SPAs and approaches to specialist interest and new service development.

With revalidation underway, we will guide you through the process, focussing on effective preparation for robust whole practice appraisal. This will include effective CPD, personal development planning, and, evidence collation to support your activities across the domains of good medical practice.

This course is suitable for all specialist trainees, particularly those approaching consultant appointment, and appointed consultants looking to develop their practice and professional portfolios, and prepare effectively for revalidation.

Faculty

Mr David Ross, Consultant Urological Surgeon, Revalidation Lead Clinician, Salford Royal NHS Foundation Trust

Mr Andrew Sinclair, Consultant Urological Surgeon, Stockport NHS Foundation Trust

Objectives

At the end of this course participants should have a detailed understanding of:

- The importance of & approaches to portfolio development
- How to prepare for the consultant appointment & interview process

- Consultant job planning & role development
- Consultant career, personal and professional development
- Approaches to successful appraisal & revalidation

Teaching Course 2

Paediatric Urology - Congenital and Acquired Conditions of Childhood

Monday 15 June 2015 1330 - 1530
40 Places Room – Exchange 2-3

Director: Professor Peter Cuckow

Outline and Objectives

The aim of this course is to reinforce and support the practice of paediatric urology outside a specialist Unit. We are grateful that we can continue to provide a focus on children within the BAUS meeting and an opportunity for established Consultants and interested trainees to meet.

As in previous years we are retaining the quiz, as a means to test knowledge of a wide range of paediatric urology conditions and as a basis for discussion thereof. There will also be didactic mini lectures on key topics, each led by a paediatric urologist and illustrated by appropriate clinical scenarios. This year there will be an opportunity for delegates to send in clinical cases for the faculty to discuss and any other suggestions will be welcomed and incorporated if possible (via email please - peter.cuckow@gosh.nhs.uk).

Inevitably it will be a challenge to include every aspect of paediatric urology. We do hope, as usual, to provide a 2 hour interactive feast that will leave delegates better equipped – be it for forthcoming exams or their next paediatric clinic.

Faculty

Professor Peter Cuckow, Consultant Urological Surgeon, Great Ormond Street Hospital for Children NHS Trust, London

Ms Naima Smeulders, Consultant Urological Surgeon, Great Ormond Street Hospital for Children NHS Trust, London

Mr Abraham Cherian, Consultant Urological Surgeon, Great Ormond Street Hospital for Children NHS Trust, London

Mr Divyesh Desai, Consultant Urological Surgeon, Great Ormond Street Hospital for Children NHS Trust, London

Course Outlines continued

Skills Course 3

Percutaneous Nephrolithotomy (PCNL) Access

Monday 15 June 2015 1330 - 1530
20 Places Room – Central 5-7

Director: Mr Adebajji Adeyoju

Outline

Proficiency in PCNL is essential for all practising endourological surgeons. This course will focus on both the theoretical and practical aspects of PCNL. There will be an emphasis on the practical aspects. The course will cover both prone and supine PCNL, case selection and practical surgical skills including access and tract dilatation. The course is delivered by recognised experts in PCNL using small group teaching techniques with the aid of simulation models. The course allows delegates to gain skills in puncture, tract dilatation by both balloon and rigid dilatation methods, intra-renal surgery and stone retrieval. A comprehensive range of demonstration equipment will be available for use during the course.

This dry lab course is ideal for ST 3-5 level.

Objectives

By the end of the course the delegate will be expected to have received tuition and practical assistance in performing safe renal access, tract dilatation and intra-renal surgery.

Faculty

Mr Adebajji Adeyoju, Consultant Urological Surgeon, Stepping Hill NHS Trust Hospital Stockport; Course Leader

Dr Alfred Pollard, Consultant Radiologist, Stepping Hill Hospital NHS Trust Stockport

Mr Donald Neilson, Consultant Urological Surgeon, East Lancashire Hospital NHS Trust, Blackburn

Mr Max Mokete, Consultant Urological Surgeon, Lancashire Teaching Hospital NHS Trust, Preston

Mr Stuart Lloyd, Consultant Urological Surgeon, Hinchingsbrooke Hospital, Hinchingsbrooke Park, Cambridgeshire.

Dr Niall Lynch, Consultant Radiologist, Stepping Hill Hospital NHS Trust Stockport

Mr Stephen Brown, Consultant Urological Surgeon, Stepping Hill Hospital, Stockport

Dr Andrew Counsell, Consultant Radiologist, Stepping Hill Hospital NHS Trust Stockport

Teaching Course 4

The Assessment and Management of the Female Patient with USUI

Tuesday 16 June 2015 0845 - 1045
30 Places Room – Exchange 1

Director: Miss Tamsin Greenwell

Outline

This course is designed to provide an understanding of the anatomy, pathophysiology, investigation and treatment of the female patient with stress urinary incontinence including the management of tape complications. By the end of the 2 hour session you will understand the anatomy of the female pelvis relevant to the pathophysiology and surgical treatment of USUI, the investigative techniques and their applications in the diagnosis of USUI and their pitfalls and relevance to guidelines and the conservative and operative treatments available – with the aim of knowing: which, when, why and how. The course will end with an interactive MDT allowing you to use your newly acquired knowledge in a real life simulation.

The faculty is a six-hander made of established and new consultants with significant expertise in this field and aims to provide an educational and entertaining 2 hours.

Faculty

Miss Tamsin Greenwell, Consultant Urological Surgeon, University College Hospital, London

Mr Jeremy Ockrim, Consultant Urological Surgeon, University College Hospital, London

Mrs Suzie Venn, Consultant Urological Surgeon, Western Sussex Hospital Trust

Miss Suzanne Biers, Consultant Urological Surgeon, Addenbrookes Hospital, Cambridge

Mr Chris Harding, Consultant Urological Surgeon, Freeman Hospital, Newcastle

Ms Tina Rashid, Consultant Urological Surgeon, Charing Cross Hospital, London

Course Outlines continued

Teaching Course 5

Genital Emergencies

Tuesday 16 June 2015 0845 - 1045
 40 Places Room – Exchange 2-3

Directors: Mr Suks Minhas & Mr Duncan Summerton

Outline

This course will give a detailed, evidence based guide of the management of common scrotal/genital emergencies illustrated by interactive case presentations. The indications and limitations of imaging in these conditions will also be discussed. The course is intended for trainees and consultants wishing to further their knowledge in the management of everyday emergencies including the management of phimosis, paraphimosis, Fourniers gangrene, the acute scrotum, testicular trauma, penile fracture and priapism.

Faculty

Mr Suks Minhas, Consultant Urological Surgeon, University College Hospital London

Mr Duncan Summerton, Consultant Urological Surgeon, Leicester General Hospital

Mr Oliver Kayes, Consultant Urological Surgeon, St James Hospital, Leeds

Mr Majid Shabbir, Consultant Urological Surgeon, Guys and St Thomas Hospital, London

Mr Nick Watkin, Consultant Urological Surgeon, St Georges Hospital, London

Dr Miles Walkden, Consultant Radiologist, University College Hospital, London

Objectives

The course will give an up to date and practical guide to the management of genital emergencies and trauma.

The course is specifically designed to:

- Help formulate a realistic and practical approach to the management of these conditions.
- Provide evidence based guidelines.
- To comprehensively prepare both the trainee and consultant urologist to deal with these emergencies and avoid any potential medic-legal pitfalls.

Content

Dr Miles Walkden; Imaging for Genital Emergencies

Mr Majid Shabbir; The Acute scrotum/Paraphimosis/Phimosis

Mr Oliver Kayes; Fourniers Gangrene and Genital skin loss

Mr Nick Watkin; Penile fracture

Mr Suks Minhas; Priapism

Mr D Summerton; Case Presentations

Skills Course 6

Percutaneous Nephrolithotomy (PCNL) Access

Tuesday 16 June 2015 0845 - 1045
 20 Places Room – Central 5-7

Director: Mr Stuart Irving

Outline

Proficiency in PCNL is essential for all practising endourological surgeons. This course will focus on both the theoretical and practical aspects of PCNL. There will be an emphasis on the practical aspects. The course will cover both prone and supine PCNL, case selection and practical surgical skills including access and tract dilatation. The course is delivered by recognised experts in PCNL using small group teaching techniques with the aid of simulation models. The course allows delegates to gain skills in puncture, tract dilatation by both balloon and rigid dilatation methods, intra-renal surgery and stone retrieval. A comprehensive range of demonstration equipment will be available for use during the course.

This dry lab course is ideal for ST 3-5 level.

Objectives

By the end of the course the delegate will be expected to have received tuition and practical assistance in performing safe renal access, tract dilatation and intra-renal surgery.

Faculty

Mr Stuart Irving, Consultant Urological Surgeon, Norfolk and Norwich University Hospital

Mr Rob Calvert, Consultant Urological Surgeon, Royal Liverpool University Hospital

Mr Jonathan Glass, Consultant Urological Surgeon, Guy's & St Thomas' Hospital Trust, London

Mr Subu Subramonian, Consultant Urological Surgeon, Queen Elizabeth Hospital, Birmingham

Mr William Finch, Consultant Urological Surgeon, Norfolk and Norwich University Hospital and James Paget University Hospital

Mr Sri Sriprasad, Consultant Urological Surgeon, Darrent Valley Hospital, Kent

Mr Ben Thomas, Consultant Urological Surgeon, Western General Hospital, Edinburgh

Course Outlines continued

Mr Sami Hayek, Consultant Urological Surgeon, Addenbrookes Hospital, Cambridge

Teaching Course 7

Genitourinary Trauma

Tuesday 16 June 2015 1215 - 1415
40 Places Room – Exchange 1

Directors: Mr Duncan Summerton & Mr David Quinlan

Outline

The management of genitourinary tract trauma is evolving. It is often, but not exclusively, seen within the context of a multiply injured patient. Early and aggressive diagnosis is often accompanied by increasingly conservative techniques. However, an appreciation of when and how to intervene remains an essential component of any Urologists' practice.

The areas covered will be the basic concepts, mechanisms and management of civilian, military and iatrogenic injuries. Renal, ureteric, bladder, urethral and genital trauma will all be addressed.

This course is aimed at trainees and those Consultants who wish to update their knowledge in an interactive and informative way, and will be based on case discussion as well as semi-didactic presentations.

We look forward to meeting you.

Faculty

Mr Kieran O'Malley, Consultant Urological Surgeon, Mater Misericordiae University Hospital, Dublin

Mr Roger Plail, Consultant Urological Surgeon, Conquest Hospital, St Leonards-on-Sea

Mr David Quinlan, Consultant Urological Surgeon, St Vincent's University, Dublin

Mr Davendra Sharma, Consultant Urological Surgeon, St George's Hospital, London

Mr Duncan Summerton, Consultant Urological Surgeon, Leicester General Hospital

Objectives

The modern management of genitourinary trauma will be addressed with particular emphasis placed on controversial topics.

This will be based on the panel's experience and currently available guidelines.

A practical framework in which to work will be suggested to optimise outcomes and to reduce the risk of potentially avoidable complications.

Skills Course 8

New Technologies in BPH Surgery

Tuesday 16 June 2015 1130 - 1330
16 Places Room – Central 5-7

Directors: Mr Mark Cynk & Mr Gordon Muir

Outline

In recent years the options for the surgical management of bladder outflow obstruction secondary to bladder outflow obstruction have expanded due to the emergence of new technology. This course aims to provide an overview of the current role of bipolar TURP, HoLEP, Greenlight PVP and Urolift, as well as hands-on experience in a skills laboratory using simulated surgery under the guidance of mentors experienced in each technique. Comprehensive handouts will be provided.

Faculty

Mr Mark Cynk, Consultant Urological Surgeon, Maidstone and Tunbridge Wells NHS Trust

Mr Gordon Muir, Consultant Urological Surgeon, King's College Hospital, London

Mr Rick Popert, Consultant Urological Surgeon, Guy's and St Thomas' NHS Trust, London

Professor Tom McNicholas, Consultant Urological Surgeon, Lister Hospital, Stevenage

Mr Neil Barber, Consultant Urological Surgeon, Frimley Park Hospital NHS Foundation Trust

Mr Richard Hindley, Consultant Urological Surgeon, North Hampshire Hospital, Basingstoke

Mr Kilian Walsh, Consultant Urological Surgeon, University College Hospital, Galway

Mr Simon Woodhams, Consultant Urological Surgeon, Western Sussex Hospitals NHS Foundation Trust, Worthing

Dr Simone Giona, Research Fellow, King's College Hospital, London

Objectives

The course will include a brief introduction to each technique; its supporting evidence; and its current place in patient selection. Hands-on simulation of bipolar TURP, HoLEP, Greenlight prostate ablation, and Urolift will be provided, under supervision by experts in each procedure. Delegates will have the opportunity to organise for further simulation on the trade stands in the conference exhibition, as well the option of arranging mentorship and support to ensure safe and efficient introduction of these techniques in individual units.

Course Outlines continued

Teaching Course 9

Urology and the Law: How to avoid litigation and what to do when you get there

Tuesday 16 June 2015 1430 - 1630
 40 Places Room – Exchange 1

Directors: Mr John Reynard, Mr Julian Shah & Mr Ron Miller

Outline

The threat of litigation is ever present for today's practising urologists, ever more so as public expectations rise and as the medical profession comes under increasing scrutiny from the Civil Courts, the Criminal Courts and the GMC.

This course has the following aims to:

- Discuss the standard of care urologists are expected to reach, knowledge of which is clearly required in order to attain that standard.
- Outline the scale of clinical negligence, the chances and implications of civil litigation, summons to the Coroner's Court and of an appearance at a GMC Fitness to Practice Panel hearing.
- Discuss common ways in which urologists expose themselves to the threat of legal action, both in general and in specific terms.
- Outline learning points from the Bradford and Southampton medical manslaughter cases.
- Give practical advice on how to avoid ending up in Court.
- Give an overview of the process of litigation for those unlucky enough to experience it.
- Discuss issues relating to the standard of expert evidence in urological malpractice claims.
- Success and failure in Medicolegal Practice

John Reynard, Julian Shah and Ron Miller have extensive experience of the interface between urological practice and the law governing that practice through their work as Defendant and Claimant expert witnesses in clinical negligence cases, in GMC Disciplinary Hearings and in the Coroners' Courts. This has given them a unique insight into ways in which doctors can both increase and decrease their chances of litigation and of the consequences of litigation in terms of time spent defending a case and the psychological trauma associated with doing so. Drawing on these experiences they aim to furnish course delegates with simple, but effective tools for reducing their risk of suit and regulatory opprobrium. They will also discuss ways of succeeding (and failing) in Medicolegal Practice.

Faculty

Mr John Reynard DM, MA, LL.M, FRCS Urol, Consultant Urologist, Oxford University Hospitals NHS Trust and The National Spinal Injuries Centre, Stoke Mandeville Hospital

Mr Julian Shah FRCS, Consultant Urologist, University College Hospitals Foundation, NHS Trust and The Royal National Orthopaedic Hospital, Stanmore

Mr Ron Miller MS, FRCS, Consultant Urologist, Hospital of St John and Elizabeth, London

Ms Caroline Fryar, Head of Advisory Services, the Medical Defence Union, London

Teaching Course 10

Robotic Urology- Safely Starting Pelvic and Upper Tract Procedures

Tuesday 16 June 2015 1400 - 1600
 40 Places Room – Exchange 2-3

Director: Mr Jim Adshead

Suitability

This course is suitable for appointed consultants looking to develop or start Robotic surgery in any of the areas of Prostatectomy, Partial Nephrectomy, Pyeloplasty or Cystectomy. It will also be suitable for specialist registrars who are about to start first assisting at a robotic centre as part of their training or are hoping to start fellowship training in robotics as a career option.

Outline

The delegates will leave with a good grounding in how make a business case for an NHS robot.

They will also have an understanding of safe patient positioning as well as how to avoid complications when starting pelvic and upper tract robotics. The aim will be to teach those techniques that avoid complications when commencing a programme or fellowship and will be suited to all those wishing to start as console surgeons or first assistants.

Topics will include setup of the robot system, patient preparation, procedural tips, instrumentation, troubleshooting and postoperative management.

Specific procedures covered include robotic prostatectomy, partial nephrectomy, pyeloplasty and bladder surgery by UK consultants with experience in the field of robotics.

Delegates will be able to get to grips with the device on animal models after completing their theoretical training. They will also be given a dedicated time slot for some technical training on the simulator and Si machine at the Intuitive booth at the time of booking.

Course Outlines continued

Faculty

Mr Jim Adshead, Consultant Urologist, HSBUCC, Lister Hospital

Professor John Kelly, Consultant Urologist, UCL, London

Mr Ed Rowe, Consultant Urologist, Bristol

Mr Ben Challacombe, Consultant Urologist, Guy's Hospital, London

Mr Nimish Shah, Consultant Urologist, Cambridge

Mr Greg Boustead, Consultant Urologist, Lister

Mr Declan Cahill, Consultant Urologist, Guys

Mr Neil Barber, Consultant Urologist, Frimley

Dr Inderbir S. Gill, Professor & Executive Director, USC Institute of Urology, Keck School of Medicine, University of Southern California, Los Angeles

Skills Course 11

Ureteroscopy and Laser Lithotripsy

Tuesday 16 June 2015

1400 - 1600

20 Places

Room – Central 5-7

Directors: Mr Gareth Jones & Mr Sunil Kumar

Outline

The ability to perform safe, effective ureteroscopy is an essential requirement for all practicing urologists. The course will provide an extensive overview of all aspects of semi rigid ureteroscopy and flexible ureteroscopy including equipment, technique including top practical tips and methods of lithotripsy. The highlight of the course will be the skills laboratory where you will be able to perform rigid and flexible ureteroscopy with a holmium laser to fragment stones under the guidance of a team of experienced endourologists. Comprehensive hand outs will be provided.

Faculty

Mr Gareth Jones, Consultant Urological Surgeon, Glasgow Royal Infirmary

Mr Sunil Kumar, Consultant Urological Surgeon, Royal Berkshire Hospital, Reading

Mr Daron Smith, Consultant Urological Surgeon, UCH, London

Mr Simon Bott, Consultant Urological Surgeon, Frimley Park Hospital

Mr Jonathon Glass, Guy's & St Thomas' Hospital Trust, London

Miss Steph Symons, Pinderfields General Hospital, Wakefield

Mr Ross Clark, Consultant Urological Surgeon, NHS Ayrshire & Arran

Mr Sarath Krishna Nalagatla, Consultant Urological Surgeon, Hairmyres Hospital, Glasgow

Ms Alison Ramsay, Consultant Urological Surgeon, Monklands Hospital, Airdrie

Mr Jake Patterson, Royal Hallamshire Hospital, Sheffield

Teaching Course 12

State of the Art Treatment of Non Muscle Invasive Bladder Cancer

Wednesday 17 June 2015

0845 - 1045

20 Places

Room – Exchange 1

Director: Mr Hugh Mostafid

Outline

Non muscle invasive bladder cancer (NMIBC) is common and its surgical management using transurethral resection (TUR) is the commonest cancer operation performed by urologists. This course will cover the practical management of NMIBC including TUR techniques, intravesical therapy (IVT) and follow-up according to risk groups. Evidence shows that optimal management of NMIBC results in improved outcomes and a lower recurrence rate. We will discuss TURBT technique using videos, including tips on avoiding and dealing with intraoperative complications. We will cover new technological developments such as photodynamic diagnosis (PDD), narrow band imaging (NBI) and device assisted therapy (DAT) and how these can improve outcomes. We will review the guidelines for IVT and follow-up according to risk groups and discuss how these may be implemented practically.

Faculty

Mr Hugh Mostafid, Consultant Urological Surgeon, Royal Surrey County Hospital, Guildford

Mr Mark Soloway, Memorial Hospital, Hollywood Florida, USA

Professor Marek Babjuk, Professor and Chairman of Urology, Motol University Hospital, 2nd Faculty of Medicine, Charles University, Prague, Czech Republic (Kindly supported by the European Association of Urology)

Mr Jeremy Crew, Consultant Urological Surgeon, Churchill Hospital, Oxford

Mr Rik Bryan, Senior Research Fellow, School of Cancer Sciences, Birmingham

Course Outlines continued

Objectives:

At the end of this course participants will have a detailed understanding of:

- The factors that affect the quality and outcomes of TURBT
- New techniques for treating NMIBC such as PDD, NBI, Bipolar resection, Flat loop resection, En-bloc resection and laser fulguration
- How to manage difficult cases such as obturator kick, bladder perforation and very large tumours
- The role of IVT including immediately after TURBT, BCG induction and maintenance and device assisted therapy
- Therapeutic options if BCG supplies are low or unavailable
- The optimal management of high risk NMIBC including the role of early radical cystectomy and the management of BCG failures
- Future developments including trials, research and guidelines

Teaching Course 13

Recent Advances in Neuro-Urology & Urodynamics

Wednesday 17 June 2015 0845 - 1115
40 Places Room – Exchange 2-3

Director: Mr Rizwan Hamid & Mr Hashim Hashim

Outline

The course will provide an update on neuro-urology & Urodynamics for trainees and general urologists.

The first half of the session will cover:

1. The neuroanatomy and pathophysiological consequences of the neurological systems that control lower urinary tract dysfunction.
2. The clinical assessment and investigation of the patient with neurological lower urinary tract dysfunction.
3. The management principles of a neuropathic bladder

The second half of the session will cover:

- Setting up and performance of standard cystometrogram
- The performance of video-urodynamics and urethral pressure profilometry.
- This will be followed by hands on demonstration in groups of setting up and trouble shooting in urodynamic practice.

Lastly, there will be a case based discussions to illustrate key issues that arise when managing patients with multiple sclerosis, spinal cord injury and cauda equina syndrome with help of urodynamic tracings.

Faculty

Mr Rizwan Hamid, Consultant Urological Surgeon, London Spinal Injuries Unit, Stanmore & The National Hospital for Neurology & Neurosurgery, University College London Hospitals

Mr Hashim Hashim, Consultant Urological Surgeon, Bristol Urological Institute, Southmead Hospital, Bristol

Mr Mohammed Belal, Consultant Urologist, Queen Elizabeth Hospital, Birmingham

Mr Christopher Harding, Consultant Urological Surgeon, Freeman Hospital, Newcastle upon Tyne

Objectives

To provide essential background knowledge and a structured approach to the management of the patient with neuropathic lower urinary tract dysfunction.

To provide a working knowledge for setting up, interpretation and trouble shooting in urodynamic practice.

Skills Course 14

Skills Course: Prostate Biopsy Course - Appropriate patient stratification using DRE, PSA density, Multiparametric MRI and TRUS or TP Biopsy

Wednesday 17 June 2015 0845 - 1045
20 Places Room – Central 5-7

Director: Mr Rick Popert

Outline

The prostate cancer diagnostic pathway in the UK is firmly embedded within the Two Week Wait cancer service and all urology departments have had to respond to this need. The commonest method to diagnose prostate cancer is by transrectal ultrasound guided prostate biopsy (TRUSBx) but there continue to be concerns about misdiagnosis, mischaracterisation of cancer and the complications of sepsis and bleeding. The role of transperineal (TP) prostate biopsy will also be discussed in its relation to safe diagnostics.

This course will be aimed predominantly at trainees and those consultants involved in the diagnosis of prostate cancer providing delegates with an understanding of the essential prostate anatomy as it relates to both transrectal and transperineal biopsy and the administration of anaesthetic, the targeting of biopsies and minimising the risks of sepsis. The importance of case selection or exclusion based upon DRE, PSA density, the timing of multi parametric MRI scanning and how it relates to the 2WW pathway.

Course Outlines continued

Following a series of short lectures on these topics, delegates will have the opportunity to be taught the techniques of TRUSBx, local anaesthetic injection and extended peripheral zone biopsies and TP biopsies by urologists and nurse specialists experienced at the procedure.

The course is envisaged to last for 2 hours: 30 minutes of didactic lectures and 90 minutes of hands on biopsy training on the models with up to 4 delegates per station and 6 stations (up to 20 delegates). There will be a faculty of 6 people to teach and train.

Support has been offered from Bard Biopsy Systems, BK Medical, Bxt Accelyon, Manatech, Nuada and PORGES: a Coloplast Division.

Faculty

Mr Rick Popert, Consultant Urologist, Guy's Hospital, London

Mr Dominic Hodgson, Consultant Urologist, Portsmouth NHS Trust

Mr Giles Rottenberg, Consultant Radiologist, Guy's Hospital, London

Mr Wayne Lam, Specialist Urology Registrar, Guy's and St Thomas' Hospitals NHS Trust, London

Mr Hide Yamamoto, Urology Registrar, Guys Hospital, London

Ms Netty Kinsella, Prostate Cancer ANP, Guy's Hospital, London

Mr John Withington, Urology Registrar, London Deanery

Teaching Course 15

Practical Andrology for the General Urologist

Wednesday 17 June 2015 1130 - 1330

50 Places Room – Exchange 1

Directors: Mr Asif Muneer & Mr Rowland Rees

Outline

This is a new course which aims to teach and update clinicians on the practical aspects of managing general andrology conditions. The course is aimed at both trainees and also consultant urologists seeking an update on andrology. The course starts with an introduction on how to set up and deliver an andrology service. The course will focus on the commonest andrology conditions encountered within a general urology practice. Assessment and management of men with penile curvature, male factor infertility, erectile dysfunction and sexual dysfunction will be covered together with an overview of specialised diagnostic and advanced imaging techniques. Microsurgical techniques used in the management of male factor infertility will also be covered with guidance on learning the surgical skills.

Faculty

Mr Asif Muneer, Consultant Urologist, University College London Hospital

Mr Rowland Rees, Consultant Urologist, University Hospital Southampton

Mr David Ralph, Consultant Urologist, University College London Hospital

Mr Gareth MacGillivray Brown, Consultant Urologist, Royal Glamorgan Hospital, Cwm Taf University Health Board

Mr Ian Eardley, Consultant Urologist, St James's University Hospital, Leeds

Dr Miles Walkden, Consultant Radiologist, University College London Hospital

Objectives

The course will focus on the practical aspects related to each condition. At the end of the course participants should have a good understanding of:

- How to set up and offer an andrology service
- Avoiding pitfalls with common procedures such as circumcision and vasectomy
- Investigation and treatment of erectile dysfunction and managing pharmacological treatment failures with surgery
- Assessment and surgical management of penile curvature including the role of Doppler imaging and penile MRI and non-surgical treatment options
- Microsurgical and endoscopic techniques for male infertility and the use of ultrasonography and seminal vesiculography as diagnostic techniques
- Treatment options in men with sexual dysfunction including ejaculatory disorders

Teaching Course 16

One Stop Diagnostic Clinic

Wednesday 17 June 2015 1130 - 1400

40 Places Room – Exchange 2-3

Director: Miss Rebecca Hamm

Course Aim

The aim of the course is to allow doctors and other allied healthcare professionals the opportunity to explore different models of one stop diagnostic clinics, their development and day to day management. There will also be the opportunity for delegates to work in small groups with members of teams who are running one stop clinics to help address specific problems.

Course Outlines continued

Faculty

Miss Rebecca Hamm, Consultant Diagnostic Urologist, Royal Liverpool and Broadgreen University Hospital Trust

Mrs Sarah Wood, Consultant Urologist, Norfolk and Norwich University Hospital Trust

Mr Srinivasa Vishwanath, Consultant Urologist, Royal Liverpool and Broadgreen University Hospital Trust

Mr Barnaby Barass, Consultant Urologist, Barnet and Chase Farm Hospital Trust

Mrs Liz Rooney, Outpatient Sister, Norfolk and Norwich University Hospital Trust

Mrs Paul Leyshon, Staff Nurse, Royal Liverpool and Broadgreen University Hospital Trust

Mrs Juliet Law, Nurse Practitioner, Royal Liverpool and Broadgreen University Hospital Trust

Learning Outcomes

By the end of the event the attendees will be able to:

1. understand the different models of one stop clinics
2. decide which model of clinic may be most appropriate to their needs
3. understand the process of developing a business case
4. understand how team working can facilitate the change to One Stop Clinics

Skills Course 17

Laparoscopic Suturing

Wednesday 17 June 2015 1130 - 1330

20 Places Room – Central 5-7

Director: Mr Richard Coulthard

Outline

Laparoscopic suturing is an integral part of advanced laparoscopic urological surgery. Whilst several devices are available that diminish the need for intracorporeal knot tying, the ability to suture intracorporeally provides reassurance that unforeseen events can be managed effectively and expeditiously. By the use of simulators, together with a series of problem-orientated tasks, we are able to deliver a "hands-on" course for urologists who would like to gain the opportunity for further practical experience. We will also demonstrate how a low-cost trainer can be put together to allow the individual to hone his/her skills away from the operating theatre.

Faculty

Richard Coulthard, Consultant Urological Surgeon, University Hospital of Wales, Cardiff

Mr Krishna Narahari, Consultant Urological Surgeon, University Hospital of Wales,

Mr Dan Burke, Consultant Urological Surgeon, Central Manchester University Hospitals

Mr Danny Painter, Consultant Urological Surgeon, Royal Gwent Hospital, South Wales

Mr Alistair Ramsden, Consultant Urological Surgeon, Derriford Hospital, Plymouth

Objectives

The aim of the course is to allow the participants to gain as much practical experience as possible together. It will also provide a basis upon which participants can build their experience-using trainers away from the operating theatre.

Teaching Course 18

The Modern Management of Urinary Stone Disease

Wednesday 17 June 2015 1430 - 1630

70 Places Room – Exchange 1

Director: Mr Andrew Dickinson

Outline

This course will cover the modern management of Urinary stone disease. It will include the key aspects of patient assessment and will provide an overview of the modern therapeutic approaches to both ureteric and renal calculi. The aim of the course is to provide the participant with a broad, evidence-based, practical approach to the management of urinary tract stones in 2015.

This course is designed for trainees approaching the FRCS Urol examination and consultants who wish to update themselves on the modern management of Urinary stone disease.

Faculty

Mr Andrew Dickinson, Consultant Urological Surgeon Derriford Hospital Plymouth.

Mr Daron Smith, Consultant Urological Surgeon, UCH, London

Mr Bhaskar K Somani, Consultant Urological Surgeon, University Hospital Southampton

Mr Kesavapilla Subramonian, Consultant Urological Surgeon, University Hospital Birmingham

Mr Mark Cutress, Consultant Urological Surgeon, Western General Hospital Edinburgh

Dr Manoj Monga, Professor of Surgery/Urology, Director, Stevan Strem Centre of Endourology & Stone Disease, The Cleveland Clinic, USA

Course Outlines continued

Objectives

To provide delegates with

- An understanding of how to medically assess patients with urinary stone disease
- A review of the evidence available for the management of ureteric and renal stone disease in 2014
- An insight into the operative decisions made in stone surgery and their rationale.

Teaching Course 19

BJU International Social Media Course

Wednesday 17 June 2015 1430 - 1630
40 Places Room – Exchange 2-3

Director: Professor Prokar Dasgupta

Outline

Social media has transformed the way in which people now communicate and engage in their personal lives and is now having an increasing impact in professional lives. Popular and powerful platforms such as Facebook, Twitter, YouTube, LinkedIn and various blogging sites now account for one quarter of all internet activity and have grown considerably with the widespread popularity of smartphones and other mobile devices. For doctors, social media offers opportunities to build professional networks; rapid access to research publications, conference updates and other forms of professional development; platforms to share opinions; and extraordinary access to a very wide, global audience. With this come threats due to the largely unrestricted nature of social media communication and the professional responsibilities inherent under Good Medical Practice.

The BJUI has taken a lead in social media in recent years and offers this course for urologists and other professionals who are interested in engaging with these new forms of communication.

Learning Objectives

1. Understand the key principles for doctors to communicate responsibly using social media
2. Twitter, Facebook, LinkedIn and YouTube - learn how to integrate social media into your professional life
3. Observe best examples of social media used effectively in urology

Faculty

Professor Prokar Dasgupta, Editor-in-Chief, Guy's Hospital, King's College London

Dr Benjamin Challacombe, BJUI Associate Editor, Guy's Hospital London

Dr Naomi Lee, Web Editor, The Lancet, London

Course topics

- Introduction
- How urologists can get the most from social media
- Engaging responsibly using social media
- Making the most of your paper
- Expanding the reach of conferencing using Twitter and other social media tools
- The Lancet Experience
- Closing comments

Skills Course 20

Ureteroscopy and Laser Lithotripsy

Wednesday 17 June 2015 1430 - 1630
20 Places Room – Central 5-7

Directors: Mr Gareth Jones & Mr Sunil Kumar

Outline

The ability to perform safe, effective ureteroscopy is an essential requirement for all practicing urologists. The course will provide an extensive overview of all aspects of semi rigid ureteroscopy and flexible ureteroscopy including equipment, technique including top practical tips and methods of lithotripsy. The highlight of the course will be the skills laboratory where you will be able to perform rigid and flexible ureteroscopy with a holmium laser to fragment stones under the guidance of a team of experienced endourologists. Comprehensive hand outs will be provided.

Faculty

Mr Gareth Jones, Consultant Urological Surgeon, Glasgow Royal Infirmary

Mr Sunil Kumar, Consultant Urological Surgeon, Royal Berkshire Hospital, Reading

Mr Oliver Wiseman, Consultant Urological Surgeon Addenbrooke's Hospital, Cambridge

Mr Ross Clark, Consultant Urological Surgeon, NHS Ayrshire & Arran

Mr Sarath Krishna Nalagatla, Consultant Urological Surgeon, Hairmyres Hospital, Glasgow

Join the SIU in the land down under for:

- A scientific programme featuring renowned urological experts in research, education and surgical technique
- Rapid-fire debates, master classes, surgical demonstrations and more
- Collaboration with attendees from developing markets
- New insights and global perspectives to urology beyond Europe



www.siu-urology.org

SIU 2015 AUSTRALIA **Melbourne**

**35th CONGRESS OF THE
SOCIÉTÉ INTERNATIONALE D'UROLOGIE**
Melbourne Convention and Exhibition Centre

October 15-18, 2015

Featuring the
SIU-ICUD Joint Consultation on Image-Guided Therapy in Urology
and the
SIU Inaugural Nurses' Education Symposium



SIU
ACADEMY[®]
e-learning and more

A powerful resource for urologists

At your fingertips, anywhere, any time.

Course Outlines continued

Ms Alison Ramsay, Locum Consultant Urological Surgeon, Gartnavel General Hospital

Mr Jake Patterson, Consultant Urological Surgeon, Royal Hallamshire Hospital, Sheffield

Mr Simon Phipps, Consultant Urological Surgeon Western General Hospital, Edinburgh

Mr Ranan Dasgupta, S Consultant Urological Surgeon, Mary's Hospital, London

Mr Nick Rukin, Consultant Urological Surgeon, New Cross Hospital, Wolverhampton

Mr Ben Grey, Consultant Urological Surgeon, Manchester Royal Infirmary

Mr Andy Symes, Consultant Urological Surgeon, Sussex House, Brighton

Mr Steve Gordon, Consultant Urological Surgeon, St Anthony's Hospital, Surrey

Teaching Course 21

Surgical Anatomy for the Urologist

Thursday 18 June 2015

0830 - 1230

20 Places

Room – Manchester Surgical Skills Centre, Stopford Building, Oxford Road, Manchester, M13 9PT

Director: Miss Tamsin Greenwell

Outline

1. Anterior abdominal wall including midline, Pfannenstiel, Czerny, Gridiron, laparoscopic port access and inguinal/scrotal procedures region/hernia repair
2. Retroperitoneum including anatomy of nephrectomy, nephroureterectomy, RPLND and the autonomic nervous system.
3. Female pelvic anatomy including anatomy of colposuspension, rectus fascial sling, bladder neck AUS, ureteric re implantation, sacrocolpopexy, radical and simple cystectomy and lymphadenectomy.
4. Male pelvic anatomy including radical prostatectomy, radical cystectomy, lymphadenectomy.
5. Male perineal anatomy including urethroplasty, AUS and male sling and penile prosthesis
6. Female perineal anatomy including vaginal prolapse repair, urethral diverticulum, urethroplasty and fistula repair

Faculty

1. Anterior Abdominal Wall

Mr John McCabe, Consultant Urological Surgeon, Whiston Hospital, Merseyside

2. Retroperitoneum

Professor David Nicol, Consultant Urological Surgeon, The Royal Marsden, London

3. Male Pelvis

Miss Tamsin Greenwell, Consultant Urological Surgeon, University College Hospital, London

4. Female Pelvis

Mr Jeremy Ockrim, Consultant Urological Surgeon, University College Hospital, London

5. Male Perineal Anatomy

Mr Paul Anderson, Consultant Urological Surgeon, Russells Hall Hospital, Dudley

6. Female Perineal Anatomy

Miss Suzanne Biers, Addenbrooke's Hospital, Cambridge

Additional faculty:

Mr Chris Harding, Freeman Hospital, Newcastle upon Tyne

Mr James Moore, Consultant Urological Surgeon, Eastbourne District General Hospital

BAUS 2015 App

Please note that we will be populating the App content between now and BAUS 2015

How to download the App to your device from your App store



To access and download the App, simply open the App store on your device, then search for 'BAUS 2015'

Follow the on-screen instructions on how to download it to your device.

Downloading the App to your device will allow you to:

- View documents and posters within the App
- Receive notifications from the organisers

You can then use the App to:

- View the main programme
- Plan your week
- View Overseas Speaker, Guest Lecturer and Award Winner profiles
- View Paper and Poster Abstracts
- View the Exhibition Plan and Exhibitor Details
- Ask questions within the Main Auditorium
- Provide session feedback
- Find out further information about the Meeting and Social Events



BAUS App continued

How to access and save the web-based version of the App to your device

Simply enter the unique URL, www.baus15.com, into your browser – that's it!

Or you can also scan the QR code to access the app.

To save the App to your particular device, follow the instructions below:



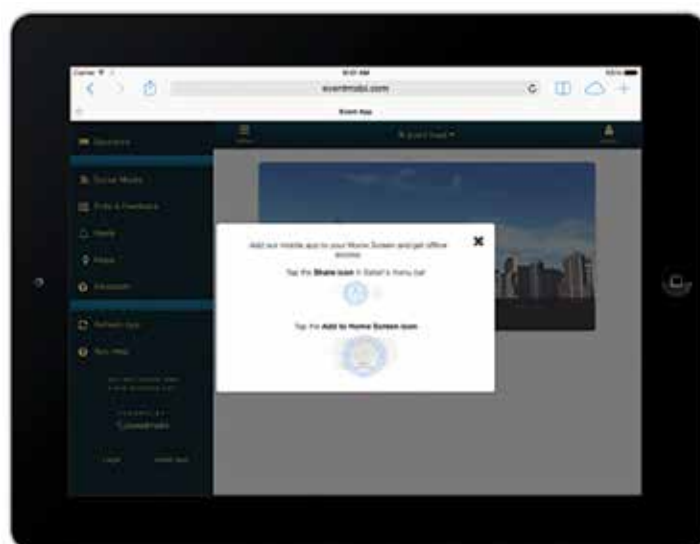
iPhone:

1. Access the App on your iPhone. This will elicit a pop-up with instructions for downloading the App icon to your home screen.
2. Click the menu button. It might look like a box with an arrow coming out of it.
3. Select Add to Home Screen
4. Enter the name you would like to appear under the icon.
5. Click the Add at the top-right of your screen.



iPad:

1. Access the App on your iPad.
2. Click the Plus button at the top. On iPads running iOS 7, this is be a Share button that looks like a box with an arrow coming out of it.
3. Select Add to Home Screen.
4. Enter the name you would like to appear under the icon.
5. Click the Add button.



BAUS App continued

Android:

The process for saving the shortcut on your phone's home screen differs depending on what OS your Android is running. For Androids running more recent operating systems, there should be an Add to Home screen option in your browser menu.

Otherwise follow these steps:

1. Access the App on your phone's browser.
2. "Bookmark" the page. Depending on the model, you may be able to determine where on your phone the bookmark is saved, and home screen should be one of the options. Otherwise, continue to step 3.
3. Click and hold the bookmark and you should be presented with the option of adding it to your home screen.



Blackberry:

1. Access the App on your browser.
2. Open your Blackberry's full menu.
3. Select "Add to Home Screen."



Other:

If the mobile device you are looking for is not listed here, you will still be able to bookmark this page but the event icon may not appear on your home screen. Instead, you may see a screenshot of the start page of your App or a default bookmark icon for that device. At this time, there is no downloadable icon for desktop/computer browsers.

33RD WORLD CONGRESS OF ENDOUROLOGY & SWL

1-4 OCTOBER 2015

The ICC at ExCeL London



WCE 2015

Simulate. Collaborate. Educate

Registration & Abstract Submission open via:

www.wce2015.com

We invite you to participate in the 33rd premier endourological conference which will be hosted at the ICC, ExCeL in London.

We believe that with the meeting coming to London, one of the world's most exciting cities, delegates and their partners will enjoy an unparalleled educational and social experience, not least with the added attraction of the IRB 2015 Rugby World Cup which features matches at Twickenham and the Olympic Stadium.

We sincerely hope you will want to join us in October 2015 for the WCE in London. We have the opportunity to collaborate in the development of a world-class scientific meeting and together we can create connections that will enhance the education of urologists, advance endourology as a specialty and improve patient care internationally.


With best wishes

Yours faithfully

Professor Abhay Rane
*President,
Congress Organising Committee*

Adrian D Joyce
*Chairman,
WCE 2015 Scientific Committee*

HOST ORGANISATIONS:



THE BRITISH ASSOCIATION
OF UROLOGICAL SURGEONS

We advise you to book accommodation for this meeting ASAP via: www.tschotels.co.uk

Contact: events@baus.org.uk



THE UNIVERSITY of EDINBURGH
**COLLEGE OF MEDICINE
AND VETERINARY MEDICINE**

ChM in Urology

in partnership with the Royal College of Surgeons of Edinburgh



THE ROYAL COLLEGE
OF SURGEONS OF
EDINBURGH

A PART-TIME ONLINE MASTERS PROGRAMME FOR ADVANCED TRAINEES IN UROLOGY

Delivery

This two year part-time Masters programme in Urology, taught entirely online, is offered by the Royal College of Surgeons of Edinburgh and the University of Edinburgh, and leads to the degree of Master of Surgery (ChM).

Based on the UK Intercollegiate Surgical Curriculum, the programme provides the opportunity for trainees in Urology to select those advanced modules relevant to their declared specialty and supports learning for the Fellowship of the Royal College of Surgeons (FRCS) examinations.

Trainees will be taught by experienced tutors, all leading clinicians in their field, and will have access to a large structured learning resource of educational materials, including an unparalleled online library facility. Each module includes discussion boards and video master-classes, and is based around relevant surgical cases which cover technical skills and procedures as well as core knowledge. This programme provides a high standard, flexible advanced training for the next generation of urologists, linking an academic degree to the Intercollegiate Fellowship examination, and further develops the trainee's academic portfolio.

Courses

- Core Urology
- Oncology
- Paediatric Urology
- Stone Disease
- Transplant Nephrology
- Andrology
- Female Urology/ Reconstruction
- Neurourology
- New Technologies
- Minimal Access Developments

Flexible online learning

Students on this programme will be part of an online community of urological surgeons from all over the world. All you need is a computer, broadband and 10-15 hours per week of study which is carried out in a flexible modular manner.

Entry requirements

UK trainee applicants should have completed initial (ST[specialist training years]1-2) or (CT[core training years]1-2) and early intermediate (ST3) phases of their training programme at the time of commencing the course. Applicants would normally be commencing Intermediate Phase (ST4) of their training so that the curriculum would be directly relevant to their 'in the work-place' experience and prepare them for the FRCS examination which would be completed during Final Phase (ST 5-7). Applicants from outside the UK would have to complete a minimum of 24 months of core training in the surgical specialties and 18 months of specialty training in Urology before enrolling for the ChM.



**Recruiting now
for September
2015 entry**

Contact us:

email: chminfo@rcsed.ac.uk



www.urochm.rcsed.ac.uk



Notice to all Visitors

Fire Procedures

The whole of the Manchester Central Convention Complex has a comprehensive fire detection system and fire fighting equipment.

Should an emergency arise on your stand, you should take the following action:-

- 1. Break the glass on the nearest fire alarm point. These are located at each vehicle door and other fire exits.**
- 2. Telephone the Security Control Room (0161 834 2700 extension 2206) giving the location and nature of the incident, or inform a member of the Manchester Central Convention Complex staff/steward.**
- 3. Notify your adjoining stand occupiers of the situation.**

If you follow the procedures given, assistance will arrive. Please stay calm. Reassure visitors who may be in the vicinity.

In the event of an evacuation being necessary, the following alert message will be broadcast:

**“ATTENTION PLEASE! ATTENTION PLEASE!
WILL EVERYBODY LEAVE THE BUILDING BY THE NEAREST EXIT.
THIS IS AN EMERGENCY.
THE STAFF WILL ASSIST AND DIRECT YOU.
PLEASE DO NOT USE THE LIFTS.”**

In the event of an evacuation of the venue, staff are requested to assemble at the nearest assembly point (as indicated on the attached plan). If these areas are not appropriate, you must follow instructions from Security Staff. This is necessary so that venue staff can readily contact exhibitors to return to their stands when the emergency is over.

If evacuation of the venue is necessary, Manchester Central strongly recommend that exhibition staff leave the building, as we will not be responsible for any damage, loss or injury howsoever caused.

Medical Emergencies

In the event of urgent medical assistance being required, inform persons listed without delay on 0161 834 2700 extension 2211/2206 giving exact location of the casualty and details of injuries sustained e.g. obvious bleeding, unconsciousness. The First Aid Room will be informed and a First Aider will be sent to the incident location.



ANNUAL MEETING
MANCHESTER CENTRAL
15 - 18 June 2015

35/43 Lincoln's Inn Fields, London
WC2A 3PE, UK
Tel: +44 (0) 20 7869 6950
Fax: +44 (0) 20 7404 5048

Registered Charity No: 1127044
Registered Company No: 06054614
VAT Registration No: 380 5441 59

Website: www.baus.org.uk



The British Association
of Urological Surgeons