



URETHRAL BULKING INJECTIONS FOR STRESS URINARY INCONTINENCE (SUI)

**Information about your procedure from
The British Association of Urological Surgeons (BAUS)**

This leaflet contains evidence-based information about your proposed urological procedure. We have consulted specialist surgeons during its preparation, so that it represents best practice in UK urology. You should use it in addition to any advice already given to you.

To view the online version of this leaflet, type the text below into your web browser:

[http://www.baus.org.uk/_userfiles/pages/files/Patients/Leaflets/Urethral bulking.pdf](http://www.baus.org.uk/_userfiles/pages/files/Patients/Leaflets/Urethral%20bulking.pdf)

Key Points

- This involves an injection into the wall of your urethra (waterpipe) to treat stress urinary incontinence
- It is a minor procedure and is normally done as a day-case or 24-hour stay
- Recovery time is quick and the risk of complications is low
- The success rate (50 to 70%) is probably not as good as the success rate with other procedures for stress incontinence (80 to 90%)
- Incontinence is not always better after the procedure, and repeat injections may be needed

What does this procedure involve?

This is an operation to treat stress incontinence (leakage of urine when you exercise, sneeze or strain). The operation involves injecting a bulking agent into the wall of your urethra (waterpipe) using a small telescope to treat symptoms of stress urinary incontinence (SUI). The bulking agent helps the urethra to make a watertight seal and to hold urine inside your bladder.

There are several different bulking agents in use in the UK. Your surgeon will be able to give you more information about the bulking agents they use.

What are the alternatives?

Stress incontinence can be treated without surgery. We recommend that all patients try non-surgical treatment before having an operation, because it avoids the risks of side-effects or complications of surgery.

- **Incontinence pads** - if your symptoms are not a bother, you may choose to do nothing and use pads for urine leakage
- [Pelvic floor exercises](#) - supervised by a continence advisor or physiotherapist can improve stress incontinence in 70% of women
- **Weight loss** and **giving up smoking** can also help
- [Continence pessaries](#) - temporarily placed inside the vagina, are used to treat incontinence that occurs only during exercise

There are a number of operations used to treat stress incontinence. Each one has advantages and disadvantages, and different operations may be better for different people. You should discuss these with your surgeon before making a decision:

- [Mid-urethral tape operations](#) (e.g. TVT or TOT) - using a synthetic mesh tape to support your urethra from below
- [Autologous sling procedure](#) - using a piece of strong tissue from your abdominal (tummy) wall to support your urethra from below
- [Colposuspension](#) - an open operation which lifts the tissues around your bladder neck on to the back of your pelvis
- [Artificial sphincter operation](#) - an implant that squeezes the urethra

For further information about the options available to treat stress urinary incontinence, see the BAUS leaflet on the [comparison of treatment options for stress urinary incontinence in women](#).

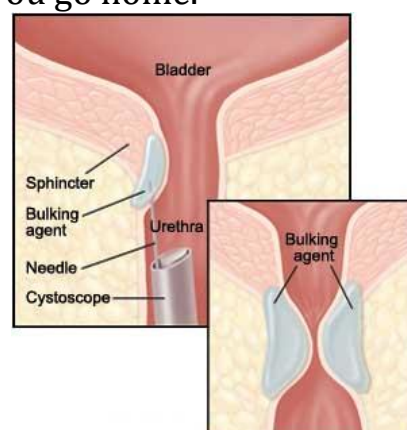
What happens on the day of the procedure?

You will be seen by the surgeon and the anaesthetist who will go through the plans for your operation with you.

We may provide you with a pair of TED stockings to wear, and we may give you a heparin injection to thin your blood. These help to prevent blood clots from developing and passing into your lungs. Your medical team will decide whether you need to continue these after you go home.

Details of the procedure

- we can use a full general anaesthetic (where you are asleep), a spinal anaesthetic or local anaesthetic (for both of which you are awake)
- we put a telescope into your bladder through your urethra to inspect your urethra and bladder








- we inject a bulking agent into the wall of your urethra to raise cushions of tissue which help keep it closed (pictured above)
- most patients go home on the same day as their procedure






How effective is the procedure in curing stress urinary incontinence?

About 70% (seven out of 10) women will be significantly improved or completely dry after a urethral bulking procedure. Some women, however, start to leak urine again at a later stage and may need either further injections or another type of operation. In the long term, 50% (half) of women treated by urethral bulking will have a successful outcome.

Are there any after-effects?

The possible after-effects and your risk of getting them are shown below. Some are self-limiting or reversible, but others are not. We have not listed very rare after-effects (occurring in less than 1 in 250 patients) individually. The impact of these after-effects can vary a lot from patient to patient; you should ask your surgeon's advice about the risks and their impact on you as an individual:

After-effect	Risk
Mild burning on passing urine for a short time after the procedure	 Almost all patients
Mild bleeding in your urine for a short time after the procedure	 Almost all patients
Failure to improve your urinary incontinence significantly requiring a further procedure at a later stage	 Between 1 in 2 & 1 in 5 patients (20 – 50%)
Recurrence of your incontinence within 12 months and the possible need for further injections	 Around 1 in 5 patients (20%)
Slowing of your urinary flow	 Around 1 in 10 patients (10%)

Infection of the bladder requiring antibiotic treatment		Around 1 in 10 patients (10%)
Temporary inability to empty your bladder which may mean you need to start intermittent self-catheterisation		Between 1 in 10 & 1 in 20 patients
Need to pass urine frequently and urgently, sometimes with urine leakage		Between 1 in 10 & 1 in 50 patients
Reaction to the bulking agent resulting in unpredictable medical problems		Between 1 in 50 & 1 in 250 patients
Anaesthetic or cardiovascular problems possibly requiring intensive care (including chest infection, pulmonary embolus, stroke, deep vein thrombosis, heart attack and death)		Between 1 in 50 & 1 in 250 patients (your anaesthetist can estimate your individual risk)

What is my risk of a hospital-acquired infection?

Your risk of getting an infection in hospital is approximately 8 in 100 (8%); this includes getting *MRSA* or a *Clostridium difficile* bowel infection. This figure is higher if you are in a “high-risk” group of patients such as patients who have had:

- long-term drainage tubes (e.g. catheters);
- bladder removal;
- long hospital stays; or
- multiple hospital admissions.

What can I expect when I get home?

- you will be given a copy of your discharge summary and a copy will also be sent to your GP
- any antibiotics or other tablets you may need will be arranged & dispensed from the hospital pharmacy
- avoid vigorous washing around and inside your vagina for four weeks
- you should not have sexual intercourse for four weeks
- your recovery is likely to take longer if you experience any post-operative complications

Your data and data protection

It is important that surgeons monitor the success rates and complications of the operations they perform, to be sure that their patients get good results. This helps us to tell future patients what to expect, and makes sure that the all surgeons are performing well. All stress incontinence operations are recorded on a national database so that we can do this.

BAUS runs a national audit and collects data from all urologists undertaking this surgery. There are two reasons for this. First, surgeons are required by the Department of Health to look at how well the surgery is being done under their care and, second, to look at national trends for the procedure.

Some basic patient data (e.g. name, NHS number and date of birth) are entered and securely stored. This is required so that members of the clinical team providing your care can go back to the record and add follow-up data such as length of stay or post-operative complications. This helps your surgeon to understand the various outcomes of the procedure.

Although BAUS staff can download the surgical data for analysis, they **cannot** access any patient identifiable data. This information is used to generate reports on individual surgeons and units; these are available for the public to view in the [Surgical Outcomes Audit](#) section of the BAUS website.

General information about surgical procedures

Before your procedure

Please tell a member of the medical team if you have:

- an implanted foreign body (stent, joint replacement, pacemaker, heart valve, blood vessel graft);
- a regular prescription for a blood thinning agent (warfarin, aspirin, clopidogrel, rivaroxaban or dabigatran);
- a present or previous MRSA infection; or
- a high risk of variant-CJD (e.g. if you have had a corneal transplant, a neurosurgical dural transplant or human growth hormone treatment).

Questions you may wish to ask

If you wish to learn more about what will happen, you can find a list of suggested questions called "[Having An Operation](#)" on the website of the Royal College of Surgeons of England. You may also wish to ask your surgeon for his/her personal results and experience with this procedure.

Before you go home

We will tell you how the procedure went and you should:

- make sure you understand what has been done;
- ask the surgeon if everything went as planned;
- let the staff know if you have any discomfort;
- ask what you can (and cannot) do at home;
- make sure you know what happens next; and
- ask when you can return to normal activities.

We will give you advice about what to look out for when you get home. Your surgeon or nurse will also give you details of who to contact, and how to contact them, in the event of problems.

Smoking and surgery

Ideally, we would prefer you to stop smoking before any procedure. Smoking can worsen some urological conditions and makes complications more likely after surgery. For advice on stopping, you can:

- contact your GP;
- access your local [NHS Smoking Help Online](#); or
- ring the free NHS Smoking Helpline on **0800 169 0 169**.

Driving after surgery

It is your responsibility to make sure you are fit to drive after any surgical procedure. You only need to [contact the DVLA](#) if your ability to drive is likely to be affected for more than three months. If it is, you should check with your insurance company before driving again.

What should I do with this information?

Thank you for taking the trouble to read this information. Please let your urologist (or specialist nurse) know if you would like to have a copy for your own records. If you wish, the medical or nursing staff can also arrange to file a copy in your hospital notes.

What sources have we used to prepare this leaflet?

This leaflet uses information from consensus panels and other evidence-based sources including:

- the [Department of Health \(England\)](#);
- the [Cochrane Collaboration](#); and
- the [National Institute for Health and Care Excellence \(NICE\)](#).

It also follows style guidelines from:

- the [Royal National Institute for Blind People \(RNIB\)](#);
- the [Information Standard](#);
- the [Patient Information Forum](#); and
- the [Plain English Campaign](#).

Disclaimer

We have made every effort to give accurate information but there may still be errors or omissions in this leaflet. BAUS cannot accept responsibility for any loss from action taken (or not taken) as a result of this information.

PLEASE NOTE

The staff at BAUS are not medically trained, and are unable to answer questions about the information provided in this leaflet. If you do have any questions, you should contact your urologist, specialist nurse or GP.