

 #BAUS20

 BAUSTV

BAUS
2020



ICC BIRMINGHAM

75th Annual Meeting

9-11 November 2020

***FutUrology: Celebrating the Past,
Present and Future of Urology***

Preliminary Programme

The British Association of Urological Surgeons

www.baus.org.uk

Twitter: @BAUSurology

COVID-19 (CORONAVIRUS)

We will continue to monitor the national & global situation and follow guidance issued by the relevant health authorities. Based on the advice to date, we believe the Annual Meeting re-scheduled to 9-11 November 2020 will proceed as planned, whilst virtual attendance will be available.

However, it is a fluid situation and there is a possibility that we may have to postpone or change the format of the meeting to be fully virtual in the event that the physical meeting at the ICC Birmingham is unable to take place. Please be assured we will endeavour to give as much notice to all relevant parties in this event via the BAUS website and via BAUS social media channels.

In the event of the cancellation of BAUS 2020, we will refund any registration fees. We will also refund registration fees for those who are unable to travel from an area affected by the COVID 19 virus outbreak or if there are travel restrictions imposed by their governments and/or the UK government. Documentary evidence to support this may be required. However, BAUS is not responsible for any travel or other costs that may have been incurred.

Social Distancing

BAUS will be guided by social distancing measures imposed by the UK Government and relevant health authorities. We will follow social distancing measures and hygiene regulations imposed by ICC Birmingham. Additionally, we will introduce our own measures where we see fit and will fully update all parties when regulations are known via the BAUS website, BAUS social media channels and via direct communication.



@BAUSurology #BAUS20



BAUS TV

The British Association of Urological Surgeons
WWW.BAUS.ORG.UK

CONTENTS

Sponsors	4	Female, Neurological and Urodynamic Urology Annual Meeting	28
Welcome from the President	5	Main Programme	
Introduction by the Honorary Secretary	8	Monday 24 June	32
General Information	11	Tuesday 25 June	38
Abstract Book	11	Wednesday 26 June	48
Accommodation	11	The Museum of Urology	53
Badge Scanning	11	ePoster Viewing	55
Conference Catering	11	ePosters	56
Continuing Medical Education	11	ePosters 1: Stones, Imaging and Upper Tract Disorders 1	56
Delegate Badges	11	ePosters 2: Stones, Imaging and Upper Tract Disorders 2	58
ePoster Sessions	11	ePosters 3: Female Urology and Bladder Dysfunction 1	61
Exhibition - Location and Opening Hours	11	ePosters 4: Renal Cancer, Testis & Sarcoma	63
Karl Storz Sponsored Aluminium Bottles	11	ePosters 5: Female Urology and Bladder Dysfunction 2	66
Media Check-in	11	ePosters 6: Andrology, Penile Cancer and Reconstruction	68
Parent Room	12	ePosters 7: History of Urology	70
Photography	12	ePosters 8: General Urology 1 (BPH/LUTS)	71
Prayer Room	12	ePosters 9: Prostate Cancer 1	73
Press Attendance	12	ePosters 10: Prostate Cancer 2	75
Programme	12	ePosters 11: Management, Governance, Education and Quality	77
National Remembrance Day	12	ePosters 12: Bladder Cancer	79
COVID-19 Remembrance	12	ePosters 13: General Urology Emergency/Trauma	81
Registration Desk	12	Teaching & Skills Courses	84
Satellite Symposia	12	Courses at a Glance	85
Scientific Session Access	12	Course 1: Local Anaesthetic Targeted Biopsy	86
Surgical Simulation Centre	12	Course 2: Clinical Leads Course - Colleagues	87
Sustainability	12	Course 3: Post-COVID-19 - the New Normal	88
Travel and Parking	13	Course 4: Research Methodology Basics	89
Venue	13	Course 5: Paediatric Urology	90
WiFi	13	Course 6: Male Factor Infertility	91
Twitter & Social Media	13	Course 7: Bladder Outlet Surgery	92
Dates for the Diary:	13	Course 8: A Career in Urology	93
Registration	16	Course 9: Urinary Stone Disease	94
Registration Information	17	Course 10: Female Stress Urinary Incontinence	95
Badge Scanning	17	Emergency Procedures	96
Cancellations	17		
Exhibition-Only Registration	17		
Accompanying Persons Registration	17		
Letters of Invitation	17		
Satellite Symposia	20		
Introductions from the Chairman of BAUS Section of Trainees (BSOT) and Oncology	22		
Section of Andrology and Genito-Urethral Surgery Annual Meeting	24		



Sponsors

Platinum Sponsor



Gold Sponsor



Silver Sponsor



Bronze Sponsor



BAUS 2020 App Sponsor



ePoster Viewing Wall Sponsor



Badge & Lanyard Sponsor



Evening Reception Sponsor



Programme at a Glance Sponsor



Registration Area Sponsor



On behalf of BAUS I am delighted to welcome you to the 2020 Annual Meeting in Birmingham.

It is impossible to have envisaged the events which have occurred since our last, very successful, Glasgow meeting in June 2019. That now seems a long time ago. This meeting was originally due to take place in June 2020, but on March 19th we took the decision, in the light of the COVID-19 crisis, to postpone until later in the year and I'm delighted that we are able to hold the 75th Annual meeting at the same venue. Because of this, by the time of the actual meeting I will be the Immediate Past President and my successor, Tim O'Brien, will have taken over the role of President. I wish him and Jo Cresswell, who becomes Vice President in June, all the very best for the future.



This year, as you will be aware, marks the 75th Year of the formation of our organization. When BAUS was formed in 1945, 29 surgeons interested in Urology met with the purpose of discussing the challenges of urological practice and training and the arrival of the "new" NHS. Three quarters of a century later we now have almost 2000 members and are facing the biggest healthcare crisis in a generation.

2020 also happens to be the 25th year since The Urology Foundation (TUF previously the British Urological Foundation until 2009) was formed by a joint initiative between BAUS and the British Journal of Urology (BJU). The British Association of Urological Nurses (BAUN) is also 25 years old this year and the Royal Society of Medicine (RSM) Section of Urology is an impressive 100 years old. All these organisations joined forces to mark 100 years of urological care in the UK. We laid great plans for a rolling celebration and series of events to mark these important milestones, increase public awareness and raise funds for all of urology, under the common banner of "Urology 2020 - 100 years of excellence". These plans have largely been put on hold by the current situation. This meeting will help them to resume and they will carry on into next year, culminating in a celebratory meeting and gala dinner which has been pushed back a year to October 2021. I am pleased to announce, however, that the hardback book which we commissioned to commemorate these significant milestones - "Stonecutters- a history of British Urology" - has been written by Mr Jonathan Goddard and will be available to all members in Birmingham and by post to those who cannot attend physically

When we decided to build the meeting around the theme of "FutUrology: Celebrating the Past, Present and Future of Urology", none of us were aware of just how much the landscape was about to change. 2020, so far, has been a remarkable year and one which has seen many challenges and huge changes in our practice and lives in general. This will be reflected in the programme and there are specific sessions related to the effect of and lessons learned from the COVID-19 crisis on each of the 3 days. We will all observe a 2-minute silence on Monday 9th November at 1100 to honour all those who have succumbed to this terrible infection, in particular all healthcare workers and especially our Colleague Mr Abdul Mabud Chowdhury, Consultant Urologist, who lost his life to COVID-19 in April, and a 2-minute silence on Wednesday 11th November at 1100 as part of Remembrance Day.



At the time of my writing (May) we plan for this BAUS to have a face-to-face format with the possibility of registering as a virtual delegate and there are contingency plans in place, depending on the government policy and the evolving situation in the UK, so that the meeting will be able to take place in any eventuality. It should also be noted, to co-ordinate the end of this year, the usual standalone Oncology and Endourology Section meetings have been postponed, and that content moved into this meeting.

Birmingham was chosen 3 years ago as we wished to return to the excellent ICC venue. We were last here in 2000, which some (including myself) remember as a great meeting. For others, this will be the first time that they will experience the meeting set in this regenerated, diverse and vibrant city - somewhere different than the last few years. As Birmingham is very central (geographically) with excellent transport links it will, I suspect, prove to be a very popular choice.

I am sure you will agree that this year's programme is excellent with a very exciting line-up of accomplished speakers, sessions and topics. I will not go into too much detail here as this is all highlighted on pages 8-9 and 82 respectively. I think that there definitely will be something of interest for every delegate and the only difficulty will be in choosing which of the excellent talks, sessions, courses and events to attend. It is satisfying to see so many sessions run for and by our trainees (BSoT and BURST) who, I know, will make these a great success. For the first time, lunch is included for all delegates, and hopefully, with social distancing, the exciting social programme will also be an excellent opportunity to network, meet old friends and make some new ones.

Many congratulations to our medal winners this year who are Professor Prokar Dasgupta (St. Peter's), Professor Margaret Pearle (St Paul's) and Mr Simon Harrison (BAUS Gold Medal) - all extremely well-deserved. I am delighted that we will this year also get to hear Mr David Nott deliver the BAUS 75th Anniversary Humanitarian Lecture in person, as he had to cancel his previous talk in BAUS 2016, as he had to deploy to a warzone.

I am very grateful for the huge amount of work done by the Programme Committee, led by our Honorary Secretary, Asif Muneer, in organising this meeting, very ably assisted by Ian Pearce (Honorary Secretary Elect), and the BAUS events team of Harry Heald and Louise Finch. It takes a great deal of effort to make such a large and complex meeting run seamlessly. I must also thank our Sections, abstract markers, and all the speakers, chairs and presenters for giving up their time and expertise so readily. Our industry partners have generously, and without question, supported this rescheduled meeting and for this we are very grateful. Please do visit the stands and interact with them. Also, the entire meeting would not be as successful and enjoyable without your input and interaction as a delegate - so, thank you.

This meeting should prove to be a real opportunity for us all to regroup after what has been, for many, a difficult and challenging year. I would hope that we are all able to recharge our urological, professional, and social batteries and re-connect with the whole urological community - which has pulled together excellently over the last few months.

I look forward to meeting you in Birmingham.

Duncan Summerton

Immediate Past-President



**Guest
Lecture**

In conversation with Johnny Williams

England Rugby Player


Aged 22, Johnny Williams felt he was the fittest he'd ever been. He was playing professional rugby with the Newcastle Falcons and in May 2019 went on to represent England in their victory over the Barbarians, scoring a try at the Twickenham clash.

All, he thought, was well with his world.

Then he was diagnosed with testicular cancer.

This BAUS Conference Johnny will be in conversation with Ben Challacombe to speak about his professional career, his journey with cancer and the lessons he has learnt for handling pressure and stress.

Scrum and join the conversation



THE
**UROLOGY
FOUNDATION**



Monday 9 November
15:00 - 15:30
Hall 1

Welcome from the Honorary Secretary

The unprecedented COVID-19 pandemic has resulted in a major impact on lives and livelihoods throughout the world. Let us not forget the healthcare workers who unfortunately died as a result of COVID-19 whilst caring for others and the indefatigable efforts of all our colleagues within the NHS during this difficult period. A special tribute to our urological colleague Mr Abdul Mabud Chowdhury who unfortunately passed away in early April and leaves behind a wife and 2 children.



As a result of government policy and regular Trustee discussions, it was clear and unrealistic that the annual meeting could still be scheduled in June 2020. However, an opportunity to hold the meeting in November 2020 was seized upon and will now be a watershed in the way we host the BAUS annual meeting in the future. Depending on the social distancing rules come November, a meeting in some format will be delivered for delegates. The on going unpredictability with regards to COVID-19 means that the original programme has now been enhanced by the incorporation of two further section meetings from Endourology and Oncology.

BAUS 2020 in Birmingham will be a landmark event for @BAUSurology as we celebrate the 75th anniversary of our association. Back in 1945, Mr Ronald Ogier Ward established the concept of a separate association for urologists and the first annual meeting was held at the Royal College of Surgeons of England. It is now 20 years since the last BAUS annual meeting was held in Birmingham, which also happened to be my first BAUS experience and it gives me immense satisfaction to have joined forces with the BAUS events team, trustees, BAUS sections and BAUS members to put together a programme for #BAUS20 which we have themed 'FutUrology'.

We will aim to deliver a meeting which will provide delegates with an educational update, tips on best practice, adapting careers through their consultant cycle as well as a taste of urological practice for the decades ahead. Combine all this with a free lunchtime culinary experience, practice sessions on surgical simulators, and attendance at the BAUS 2020 Evening Reception – all in 3 days. The programme will no doubt appeal to a wide range of urology healthcare professionals with the aim that there is something for everybody on each day.

The plenary sessions have different themes on each of the 3 days and special sessions on the impact of COVID-19 have been added. On Monday the focus is on minimally invasive surgery with our Past President Mr Adrian Joyce opening the session followed by Professor Naeem Soomro, RCS England Lead for Robotic Surgery and concluding with this year's St Peters Medal recipient Professor Prokar Dasgupta.

On Tuesday we will open with a surgical risks session which will provide delegates with an overview on how urological surgeons can reduce the chances of litigation and complaints with expert speakers including Mr Ian Eardley and Mrs Lauren Sutherland QC.

The final plenary session will include state of the art lectures including Professor Kevin Fong OBE, presenter of BBC Horizon and unrivalled in his ability to combine medicine with astrophysics! Finally, Professor Margaret Pearle who is the recipient of this year's St Paul's Medal will conclude the session with a lecture on global urolithiasis.



Incorporating the trainee section into BAUS has undoubtedly been a positive step since last year's meeting. Yet again both BSoT and BURST have put together an excellent series of sessions throughout the meeting which will be pertinent to all trainees regardless of training grade or stage and we can look forward to Mr Bertie Leigh cross examining Mr Tim O'Brien and Miss Jo Cresswell.

We have invited a number of distinguished international and national experts to ensure that delegates can benefit from contemporary knowledge and opinions with a global perspective. I am grateful that Dr Trinity Bivalacqua from Johns Hopkins has accepted the invitation to deliver this year's BAUS guest lecture. There are a number of additional guest lectures including Professor Richard Kerr (BJUI Guest Lecture, @BJUIjournal), Professor Hashim Ahmed (JCU Guest Lecture, @JCUrology), Mr David Nott (BAUS 75th Anniversary Humanitarian Lecture, @NottFoundation) and Professor Alberto Briganti (EAU Guest Lecture, @Uroweb). We are also delighted to welcome professional rugby player Johnny Williams to take part in The Urology Foundation's (@TUF_tweets) special session on testicular cancer. The list of guest speakers is obviously far too extensive to thank and name them all - but to all those contributing - thank you very much and we look forward to seeing you in November.

This year's meeting will have a different format such that delegates have ample opportunity to visit the exhibition area which will also host the free lunch time catering for delegates. The events team have already tasted and sampled the menu and rest assured that it will be a gastronomic delight. It is important that industry and sponsors are supported by delegates as without them the annual meeting would struggle. We are also delighted that a number of companies have laid on symposia each day so please attend as many of these as you can. A special thanks to all the sponsors, industry and companies who are attending and supporting this year's meeting.

The number of abstracts submitted this year was 618 - the highest since 2006 and reflects the interest and excitement building up toward the meeting. Birmingham is a cosmopolitan hub and offers BAUS a fresh venue with excellent transport links and a plethora of diverse restaurants, social venues and hotels to choose from. I have no doubt that delegates will enjoy the educational element of the meeting as well as the social events, catching up with friends and the networking opportunities.

This is my first meeting as Honorary Secretary and I would like to thank both Harry Heald and Louise Finch for all their unrelenting commitment and hard work as well as the unwavering support of the BAUS President and BAUS Trustees. Thanks also to Mr Ian Pearce, Secretary Elect, for organising the teaching courses and providing invaluable support to ensure that Birmingham 2020 will be an exciting and successful meeting in a year where we celebrate #urology2020 - 100 years of Urological Excellence.

At the end of the meeting not only do we ask for feedback, we also act on the feedback. As a result of previous feedback, the meeting has been shortened to 3 days and we have incorporated free lunchtime catering for delegates. This year's meeting will be a BAUS event like no other with a fresh atmosphere to showcase the diversity and best of British urology - both current and future. I hope that you will all join us in Birmingham where we can immerse ourselves in an eclectic mix of all things urological during the daytime and plenty of socials in the evenings.


Best wishes

Asif Muneer

Honorary Secretary


@Dr_Andrology





TRENDS

in Urology & Men's Health



Trends in Urology & Men's Health focuses on supporting healthcare professionals to help men help themselves, by providing high-quality material from leading specialists on all aspects of men's health, including cardiovascular, urological, diabetes, sexual and mental health problems.

The Trends website lets you access all the latest news, article, podcast, blog and video content for free:

www.trendsinmenshealth.com

WILEY

General Information



Abstract Book

Abstracts will be available online in the Conference Edition of the JCU from 7am on **Monday 9 November**.

Accommodation

BAUS is pleased to offer delegates an accommodation booking service which is provided by BCD Meetings & Events, the official accommodation providers for BAUS 2020.

By securing allocations at hotels in Birmingham well in advance of the meeting, we have ensured that bedrooms in this popular city are available for delegates throughout the conference. Please book early to secure your preferred room - hotel requests are handled on a "first-come, first-served" basis and all rooms are subject to availability at the time of the booking.

If you have any queries about accommodation, you can contact BCD by e-mail or by telephone on +44 (0) 203 238 7133.

Visit the [BAUS website](#) to book your accommodation.

Badge Scanning

We will be using badge scanning as lead retrieval. Exhibitors can hire scanners and scan the QR Code on delegates' badges to download the following information:

- **Name, Job Title, Place of Work**
(as you specify on your online registration form)
- **Work Email address**
(as you specify on your online registration form)

You will receive 1 CME point for attending a Satellite Session and getting your badge scanned. Badge scanning by exhibitors is not compulsory. If you DO NOT wish to disclose this information to exhibitors, then do not allow your badge to be scanned. Please Note: BAUS Staff will scan you on entrance into Satellite Sessions; this is purely for a count of attendance at the sessions.

Conference Catering

New for BAUS 2020, delegate registrations will include complimentary lunch each day. Hot Buffet lunch will be served on **Monday 9 November & Tuesday 10 November** and Deli Bistro lunch will be served on **Wednesday 11 November**. Lunch will be available from Exhibition Hall 3 and served from 1230-1430.

NEW

Continuing Medical Education

This meeting has been accredited with CME points as follows:

Monday 9 November	6 points
Tuesday 10 November	6 points
Wednesday 11 November	6 points

The Satellite Sessions are each accredited with 1 CME point.

Delegate Badges

For security purposes, all delegates, accompanying persons and exhibitors must always wear the official BAUS 2020 delegate badge to be admitted to the conference centre and social events. Badges will be issued from the Registration Desk.

ePoster Sessions

Full details of the presenters and ePosters will be available on the meeting app to view.

Exhibition - Location and Opening Hours

The exhibition is in Hall 3 of the ICC Birmingham and will be open at the following times:

Monday 9 November	0800 - 1800
Tuesday 10 November	0800 - 1800
Wednesday 11 November	0800 - 1445

Please Note: Entry to the conference or exhibition is NOT available to personnel from commercial companies who do not have an exhibition stand.

Karl Storz Sponsored Aluminium Bottles

Re-usable aluminium bottles generously sponsored by Karl Storz to commemorate the 75th Annual Meeting will be distributed from the BAUS Registration Desk. The ICC Birmingham will have various water refill points available throughout the venue.

Media Check-In

Media Check-In will be located near Hall 1, a short walk from the Registration Foyer. Media Check-In will be clearly signed, and all speakers & presenters are required to upload slides.

Full AV information will be sent to all speakers well in advance of the meeting. Any queries prior to the meeting should be directed to BAUS Events (events@baus.org.uk).



Parent Room

There will be a dedicated room to parents attending BAUS 2020, for feeding and storage of family equipment. Please ask the BAUS registration Desk for further details. **Please Note:** there will be no childminders or babysitters on site and parents are advised not to leave their children unaccompanied.

Photography

BAUS 2020 will have an official photographer and videographer who will be operating onsite. By registering for BAUS 2020 photographs may be taken, and this footage may be used by the organisers for marketing purposes. If you require further information on this, please email BAUS Events (events@baus.org.uk).

Prayer Room

A room will be available to delegates throughout the conference for private religious observance, please ask the BAUS Registration Desk for further details.

Press Attendance

We are pleased to welcome members of the press to attend BAUS 2020 and obtain a Press Pass for a small daily fee of £40 per day. If you would like a Press Pass for BAUS 2020, please email BAUS Events (events@baus.org.uk) with the days you wish to attend and we ask that you send any one of the following:

- Media identification, such as an international accredited press pass;
- Business card stating affiliation and position e.g. editor, publisher, writer, reporter etc;
- Letter on official letterhead from the editor of a publication/website certifying the affiliation, verifying assignment to the meeting and including the editor's contact information

Programme

We will not have a printed programme for BAUS 2020. Delegates should instead use the BAUS 2020 App or save a copy of the Final Programme PDF to a tablet device. Printed Programme's at a Glance will be available to collect from the BAUS Registration Desk.

National Remembrance Day

We will be observing a 2-minute silence at 11am on Wednesday 11 November as part of Remembrance Day to remember those who lost their lives in conflict.

COVID-19 Remembrance

We will be observing a 2-minute silence at 11am on Monday 9 November to honour those succumbed to COVID-19, in particular all healthcare workers and especially our colleague **Mr Abdul Mabud Chowdhury**, Consultant Urologist, who lost his life to COVID-19 in April.

Registration Desk

All relevant conference documentation should be collected from the BAUS Registration Desk. We will not have any conference bags for BAUS 2020. The desk will be situated in the Registration Foyer outside the Exhibition Hall 3. It will be open at the following times:

Monday 9 November	0800 - 1800
Tuesday 10 November	0800 - 1800
Wednesday 11 November	0730 - 1445

Satellite Symposia

All Satellite Symposia will be held in Hall 1.

Scientific Session Access

Scientific sessions are only open to registered delegates. Please Note: delegate registration and entry to the conference or exhibition is NOT available to personnel from commercial companies who do not have an exhibition stand.

Surgical Simulation Centre

We will be running practice sessions on surgical simulators in the Surgical Simulation Centre within Exhibition Hall 3.

Sustainability

For more information of ICC Birmingham's sustainability credentials, please visit: <http://www.theicc.co.uk/about-us/sustainability/>. We will have various water refill points available throughout the venue and encourage delegates to bring their own water bottles and re-usable coffee mugs.



Travel and Parking

Birmingham is easily reached from Birmingham Airport, with Birmingham New Street a 10-minute train ride from the terminal.

There are three train stations in the city centre, and all just a short walk from the ICC with New Street Station the closest. Delegates can get 20% off pre-booked ticket prices with the NEC Group partnership with Avanti West Coast: www.avantiwestcoast.co.uk/nec

Parking is available at the Arena Birmingham (B1 2AA) for delegates travelling by car - charges apply. If you would like any further information or assistance, please visit: <http://www.theicc.co.uk/find-us/>

Venue

The ICC Birmingham
8 Centenary Square
Birmingham
B1 2EA
United Kingdom

Wi-Fi

Free Wi-Fi is available throughout the ICC Birmingham

DATES FOR THE DIARY:

21-23 June 2021

BAUS 2021 Annual Meeting



All Conference content, speakers and timings are correct at time of publication. The Organisers cannot be held responsible for changes due to circumstances beyond their control, including the withdrawal of speakers from the programme, for any reason.

Twitter & Social Media

BAUS 2020 is on Twitter:

@BAUSurology #BAUS20 #urology2020

Delegates are reminded of the GMC and BMA guidance in respect to social media.

Keep up to date with all BAUS 2020 information via YouTube (BAUSTV). All filmed content from plenary sessions in Hall 1 & Hall 4 will be uploaded to YouTube (BAUSTV), where you can also find filmed content from previous years.

We have a team of Social Media representatives who will be active on twitter during the Annual Meeting to initiate discussions and promote key messages conveyed. Join in the conversation

Section of Oncology

Niyati Lobo	@niyatilobo
Rebecca Tregunna	@rebeccatregunna
Arun Sujenthiran	@Arun_Sujen

Section of Trainees

BSoT	@BSOT_UK
Sotonye Tolofari	@SKTolofari
Luke Forster	@LukeFUrology
Katie Chan	@channifer

Section of Endourology

Hari Ratan	@lithohlr
Will Finch	@MrWillFinch
Sonpreet Rai	@Samps10
Wasim Mamalji	@w_mahmalji
Sarah Howles	@drsarahhowles

Section of FNUU

Chris Harding	@chrisharding123
Neha Sihra	@nehasihra
Rachel Barrett	@RCBarratt

Section of Andrology

Vaibhav Modgil	@BAUSurology
Fabio Castiglione	@castiglionfabio
Hussain Alnajjar	@HussainAlnajjar
Arie Parnham	@arieurology
Patrick Gordon	@PatrickUrology





BAUS 2020 Conference Catering

New for BAUS 2020, registrations will include complimentary lunch each day. Lunch will be available from Exhibition Hall 3.

Monday 9 November

INDI-GO

Chicken Biryani
Prawn Biryani
Cauliflower Rice Biryani
(VG)

FAJITA CLUB

Chicken Fajita
Pulled Pork Fajita
Refried Beans Fajita (V)

SELECTIONS OF SALADS

AMERICAN PANCAKES & SWEET
WAFFLES

FRESH FRUIT

Tuesday 10 November

LOTUS BUNS

Duck & Spring Onion Dressing
Chicken & Black Bean Dressing
Shiitake Mushroom & Oyster Dressing
(V)

MUMBAI

Marinated Lamb Flatbread
Chicken Flatbread
Paneer Flatbread (V)

TASTE OF BIRMINGHAM

Selection of Homemade Pies &
Peaky Blinder Ketchup

SELECTIONS OF SALADS

MINIATURE DESSERTS

FRESH FRUIT





Wednesday 11 November

DELI BISTO

Poppy Bagel - Severn & Wye Valley Smoked Salmon - Lemon Dill Cream Cheese

Foccacia - Whiltshire Cured Ham - Sage Derby Cheese - Vine Tomatoes - Apple Chutney

Brown Baguette - Hereford Hop Cheese Ploughman - Rhubarb & Apple Chutney

Ciabatta - Cajun Spiced Chicken - Salsa, Sour Cream - Cos Leaf

SELECTION OF CRISPS

VARIETY OF FRESH FRUIT & CAKES

BOTTLE WATER OR CANNED SOFT DRINKS

Dietary Requirements will be requested at the time of registration.

Registration Information Available Shortly



Badge Scanning

We will be using badge scanning as lead retrieval. Exhibitors can hire scanners and scan the QR Code on delegates' badges to download the following information:

- Name, Job Title, Place of Work

(as you specify on your online registration form)

- Work Email address

(as you specify on your online registration form)

You will receive 1 CME point for attending a Satellite Session and getting your badge scanned, Badge scanning by exhibitors is not compulsory. If you DO NOT wish to disclose this information to exhibitors, then do not allow your badge to be scanned. Please Note: BAUS Staff will scan you on the entrance into Satellite Sessions; this is purely for a count of attendance at the sessions.

Cancellations

Fees for both the conference and the Office of Education teaching and skills courses, cannot be refunded on any cancellations after 16 October 2020. Cancellations before this date must be confirmed in writing and will be subject to a 10% administration charge. However, in the event of the cancellation of BAUS 2020 due to COVID-19, we will refund any registration fees. We will also refund registration fees for those who are unable to travel from an area affected by the COVID 19 virus outbreak or if there are travel restrictions imposed by their Governments and/or the UK Government. Documentary evidence to support this may be required.

However, BAUS is not responsible for any travel or other costs that may have been incurred.

Exhibition-Only Registration

For a small daily fee, health care professionals can register to view the exhibition only (no admittance to conference sessions). Exhibition-only registrations will only be accepted until 2359 (BST) on 16 October 2020.

Exhibition-only registration will not be available on-site.

Accompanying Persons Registration

There is small registration fee for partners of delegates to attend BAUS 2020. Registration includes access to conference session and complimentary lunch. Badges for Accompanying Persons will be issued and available to collect from the BAUS Registration Desk.

Accompanying Persons are invited to attend the Evening Reception at the Library of Birmingham on Monday 9 November, 1930-2130.

Letters of Invitation

Official letters of invitation to help overcome administrative difficulties in some countries can be sent by the BAUS Office. Please email your request in writing before 16 October 2020 to BAUS Events (events@baus.org.uk). *Please Note: these letters do not commit BAUS to any financial obligation.*





MONDAY 9 NOV
19.30-21.30

*BAUS 2020
Evening Reception*

Library of Birmingham

SPONSORED BY

**Boston
Scientific**
Advancing science for life™



JOIN US TO ENJOY AN EVENING OF FOOD, LIVE MUSIC AND HOSPITALITY ON THE LIBRARY OF BIRMINGHAM'S GARDEN TERRACE

The dress code is smart/casual.

Entry to the reception will be by delegate badge. Delegate tickets cost £20 (Early Rate – up until 29:59 on 16 Oct) / £25 (Standard Rate – from 00:00 on 17 Oct). Tickets can be purchased on the online registration system and onsite at the BAUS Registration Desk.

Exhibitor tickets cost £30 plus VAT and can be purchased via the Exhibitor Social Ticket order site

AWARDS

The following will be awarded at the Evening Reception:

BAUS Gold Medal

Presented to: Mr Simon Harrison, Pinderfields General Hospital, Wakefield
Citation by: Mr Kieran O'Flynn, Salford Royal Foundation Trust.

Karl Storz Harold Hopkins Golden Telescope Award

Presented to: Mr Chris Harding, Freeman Hospital, Newcastle-upon-Tyne
Citation by: Mr David Thomas, Freeman Hospital, Newcastle-upon-Tyne

John Anderson Award

Presented to: Miss Tamsin Greenwell, University College Hospital, London
Citation by: Mrs Suzie Venn, St Richard's Hospital, Chichester

Keith Yeates Medal

Presented to: Mr Sotonye Tolofari, Royal Liverpool Foundation Trust

SATELLITE SYMPOSIA

Each Satellite Session will take place in Hall 1 and has been accredited with 1 CME point

Hall 1

Monday 9 November

1315-1400 Karl Storz

KARL STORTZ Bipolar Techniques

The Topic of Bipolar Enucleation of the Prostate (BipolEP) and En-bloc Resection of Bladder Tumours (ERBT)

Dr Thomas Herrmann, Zurich, Switzerland

This sponsored session is funded and organised by Karl Storz



Hall 1

Monday 9 November

1700-1730 Intuitive Surgical

Details to follow

This sponsored session is funded and organised by Intuitive Surgical



Hall 1

Tuesday 10 November

0830-0900 Boston Scientific

Prostate Cancer - Preventing and Curing the Impact of Treatment

This sponsored session is funded and organised by Boston Scientific



Hall 1

Tuesday 10 November

1300-1345 Olympus

Changing the Game in Urology

- **Future surgical management for BPH. Emerging Technology.**
- **Soltive - The new player for kidney stone treatment?**
- **Soltive - Treating BPH, the current status.**

This sponsored session is funded and organised by Olympus





CHANGING THE GAME IN UROLOGY

Join us on Tuesday 10 November, 13:00-13:45 in Hall 1, topics to cover:

- iTind - Future surgical management for BPH. Emerging Technology.
- Soltive - The new player for kidney stone treatment.
- Soltive - Treating BPH, the current status.

Can't make the symposium?

Come and see us on **STAND NUMBER 210** to find out more.

Introductions from the Chairman of BAUS Section of Trainees (BSoT) & Oncology

Following what has been a challenging year for training and trainees of all specialities, on behalf of BSoT, we are excited to welcome you all to BAUS 2020. We are delighted to continue to have a strong presence at BAUS meetings and celebrate the on-going relationship between trainee and trainer.

The meeting starts off with “Being a Urologist and a Parent”, discussing the difficulties faced when trying to raise a family alongside practicing as a urologist. In what promises to be an active session we will hear from multiple speakers including; Ms Susan Hall of University Hospital Derby and Burton regarding support available for pregnancy. Miss Pippa Sangster of University College Hospital London and Mr Ivo Dukic of University Hospitals Plymouth will be discussing maternal and paternal leave. We will also discuss LTFT training and the Supported Return to Training (SupoRRT) programme with Dr Ceri Chadwick, a paediatric trainee in the West Midlands deanery and SupoRRT national fellow.

Miss Dora Moon (East Lancashire NHS Trust), and Mr Vaibhav Modgil (Manchester Foundation Trust) continue the BSoT programme in the afternoon, sharing their experiences of getting to CCT and how to succeed as a first-year consultant.

As part of BSoT’s role as a voice for trainees across the United Kingdom we are delighted to run what will be a lively and interactive session “When Training Goes Wrong” where we can have a frank and open discussion hearing from trainees about when things don’t go to plan, solutions and support available. We will also be hearing from Professor Kevin Turner (Bournemouth University Hospital) on “dealing with complications”.

COVID-19 has had a major impact on training and in our next session we will be discussing what we have learnt. Speakers include Mr Hari Ratan who has been pivotal in furthering the education of trainees nationally via the hugely successful BAUS webinars. We will also hear from our SAC chair, Professor Phil Cornford regarding the impacts of COVID-19 on training and future plans. Our guest lecture will be from Mr Michael McGrath a polar adventurer and inspirational speaker reminding us all of how to succeed in the face of adversity.

For the first time this year BSoT will be running a training course entitled “A career in Urology: Insights into National Selection” aimed at current CT2’s and trust grade doctors looking to apply for a urology NTN in 2021. This will focus on the structure of the interview, offering guidance for each station including; communication, procedural skills and portfolio. There will also be round the table discussions with previously successful candidates to maximise the delegates’ chances of success, making it a must for all those heading for national selection. This will be a pre-registration event – don’t miss out and secure your place now!

As always, we will be celebrating excellence with our silver and bronze cystoscope awards to those outstanding trainer and trainees.

On behalf of the BSoT committee, we look forward to welcoming you at BAUS 2020 and hope you thoroughly enjoy our programme.

Mr Sotonye Tolofari

Chair, Section of Trainees



INTRODUCTIONS FROM THE CHAIRMAN OF BAUS SECTION OF TRAINEES (BSOT) & ONCOLOGY (continued)

It gives me immense pleasure to welcome you all to BAUS 2020. This year the annual and section meetings have been merged to bring together an exciting and entertaining oncology programme. I am very grateful to all executive committee members who have worked hard to make this happen.

Our programme starts off on Monday with an exciting array of COVID-19 related topics including how we prepared as a section, real world audits of excellent and evolving practice across the country in response to the crisis and an Epidemiologists candid reflection of the 'if's and but's' of COVID-19. This will be followed by session on how adversity brought opportunity and fast-tracked innovation in real world urology.

On Monday afternoon we have joined forces with the FNNU section to present Pelvic Cancer Surgery from the eyes of a patient and a Reconstructive Urologist- A must watch!

On Tuesday we have an entertaining point counterpoint discussion on controversies in Bladder Cancer from Real world vs Ideal world perspective followed by a 'Challenge the Expert Session' on Wednesday on Controversies in Prostate Cancer with Professors Nicola Mottet, Alberto Briganti and Derya Tilki and Nick James.

There is an exciting selection of e-posters spanning the breadth of oncology, a very topical Transperineal Biopsy course, a unique breakfast session on Navigating a Career in Uro-Oncology rounding off with the Highlights session on Wednesday afternoon. .

COVID-19 has shaped 2020. Let's ensure BAUS 2020 shapes the FutUrology!

See you all in Birmingham.

Mr Ben Challacombe

Chair, Section of Oncology



BAUS Section of Andrology and Genito-Urethral Surgery Annual Meeting



Monday 9 November 0900-1700

Tuesday 10 November 1545-1700

Hall 4

Introduction

Mr Majid Shabbir, Chairman, BAUS Section of Andrology and Genito-Urethral Surgery



It's my pleasure to welcome you to the Andrology and Genito-urethral Surgery section meeting in Birmingham this year. The theme for BAUS 2020 is Futurology, celebrating the past, present and future of urology. Our first session kicks off with celebrating the past: reviewing the evolution of andrology in the UK. Looking at the present: we will hear an update on the topical subject of national penile prosthesis centres. Looking ahead to the future, our honoured guest speaker, Prof. Maarten Albersen from Leuven, Belgium, will be examining the role of regenerative medicine in andrology.

This will be followed by our first joint AGUS/ BAGURS session at the BAUS annual meeting. Prof. Chris Chapple will chair a panel of experts including Prof. Tony Mundy and Paul Anderson as part of a urethral reconstruction MDT. Using a range of interesting and complex cases, they will impart their wisdom, tips and points of technique on cases which can challenge any reconstructive surgeon.

The final session of the morning will tackle the common 'heart sink' andrological problems that we face in our everyday practice. From premature ejaculation and chronic scrotal pain to the patient with genital self-image issues, the expert panel will impart their practical advice on how to make these consultations easier to navigate. It's a pleasure to welcome the second of our guest speakers, Prof Ege Serefoglu from Istanbul, Turkey to present in this session.

In the afternoon, the andrology, penile cancer and reconstruction poster session will commence at 1530-1700. This popular session will highlight some of the best and latest work selected from around the UK.

On Tuesday afternoon, we change tack with our andrological guest lectures looking at alternative approaches to managing infertility. The session will start with the emerging evidence for medical therapies in male infertility and move on to the lessons learned from the Armed Forces sperm harvest and storage program. We are honoured to have Jackson Kirkham-Brown as our guest speaker on this engaging topic.

The afternoon rounds off with a state of the art session on managing complex Peyronie's disease. Completing the futurology theme, the session will look at past and present treatments, and the future potential of stem cell therapy in this field. It's a pleasure to have Trinity Bivalacqua from Johns Hopkins as our guest presenter in this session.

On behalf of the AGUS committee, I look forward to seeing you all in Birmingham and do hope you enjoy this packed and varied program.



Hall 4
0900-0915

Chairman's Welcome

Mr Majid Shabbir, Guy's & St Thomas' Hospital

Hall 4
0915-1015

UK Andrology: Past, Present & Future

Chairs: **Mr Majid Shabbir**, Guy's & St Thomas' Hospital and **Mr Marc Lucky**, University Hospital Aintree, Merseyside

0915-0935 **Evolution of Surgical Andrology & Sexual Medicine in the UK**

Mr Jonathan Goddard, Leicester General Hospital

0935-0955 **National Penile Prosthesis Centres and the Future of GURS Services in the UK**

Mr Rowland Rees, University Hospital Southampton

0955-1015 **The Future Role of Regenerative Medicine in Andrology**

Prof. Dr Maarten Albersen, UZ Leuven, Belgium

Hall 4
1015-1100

Joint BAGURS/AGUS session

Male Urethral Reconstruction MDT

Chair: **Professor Christopher Chapple**, The Royal Hallamshire Hospital, Sheffield

Panellists:

Mr Paul Anderson, Russell's Hall Hospital, Dudley

Professor Tony Mundy, University College Hospital, London

Professor Nick Watkin, St George's Hospital, London

Mr Ammar Alhasso, Western General Hospital, Edinburgh

1100-1102

COVID-19 Rememberance - 2 minute silence

1102-1130

Refreshment Break, Exhibition and ePoster Viewing in Hall 3

Hall 4
1130 - 1300

Tips for Managing Heart Sink Andrological Problems

Chairs: **Mr Hussain Alnajjar**, University College Hospital, London and **Mr Suks Minhas**, Imperial College London

1130-1145 **Haemospermia - When to Investigate and How?**

Miss Maria Satchi, Darent Valley Hospital, Dartford

1145-1200 **Therapeutic Pathways for Treating Chronic Scrotal Pain**

Miss Judith Dockray, Queen Alexandra Hospital, Portsmouth

1200-1215 **Medical and Surgical Management of Male Genital Lymphoedema**

Professor Nick Watkin, St George's Hospital, London

1215-1235 **Therapeutic Options for Premature Ejaculation**

Professor, Dr Ege Serefoglu, Biruni University School of Medicine, Istanbul



- 1235-1250 **Dealing with Genital Self-Image Issues**
Mr Gordon Muir, London Bridge Hospital
- 1250-1300 **Questions and Discussion**

1300-1400 Lunch, Exhibition and ePoster Viewing in Hall 3

Hall 4

1530-1700

Andrological Guest Lectures

Chairs: **Mr Davendra Sharma OBE**, St George's Hospital, London and
Miss Ayo Kalejaiye, University Hospitals Birmingham Trust

- 1530-1600 **Testosterone: The Fountain of Youth**
Professor Hugh Jones, Consultant Physician in Diabetes and
Endocrinology, Barnsley Hospital, Yorkshire
- 1600-1630 **Ethical Issues Related to Sperm Harvesting and Storage
- Learning from the Armed Forces Experience**
Dr Jackson Kirkman-Brown MBE, University of Birmingham
- 1630-1700 **Q&A**



BJUI
BJU International

THE BAUS ANNUAL MEETING

2020

THE JOHN BLANDY PRIZE
BJU INTERNATIONAL PRESENTATION

PROFESSOR RICHARD KERR
BJU INTERNATIONAL GUEST LECTURE

**HOW TO GET PUBLISHED
AND MAKE AN IMPACT –
2020 AND BEYOND**
BJU INTERNATIONAL TEACHING COURSE



KEEP UP-TO-DATE WITH BJUI JOURNALS AND E-LEARNING

BAUS Section of Female, Neurological and Urodynamic Urology Annual Meeting

Monday 9 November 0900-1300

Tuesday 10 November 1400-1700

Hall 10

Introduction

Ms Sheilagh Reid, Chairman, BAUS Section of Female, Neurological and Urodynamic Urology

I am delighted to welcome you to FNUU at BAUS 2020. The FNUU Subsection Committee **Chris Harding** (Newcastle), **Nikesh Thiruchelvam** (Cambridge), **Mo Belal** (Birmingham), **Suzanne Biers** (Cambridge), **Richard Parkinson** (Nottingham), **Rizwan Hamid** (London), **Arun Sahai** (London) and **Rachel Barratt** (BSOT representative) have put together an educational, topical and varied programme for this year's annual meeting. The agenda includes our annual subsection meeting on Monday morning. This will start with the "Updates" session on Monday morning, Marcus Drake, Nikesh Thiruchelvam and Chris Harding will provide a summary of developments over the last year in research, literature, political and training updates for FNUU. The remainder of the morning will be devoted to neurourology. We are truly honoured to welcome Jean Jacques Wyndaele, Emeritus professor of urology in Antwerp and Editor in Chief of the journals Spinal Cord and Spinal Cord Series & Cases and president of the International Spinal Cord Society to commence our neurourology lectures on the 'Why and how' of management of neurourology conditions. We then have a series of lectures delivered by consultants urologists who specialise in neurourology, myself, Rizwan Hamid, Ian Beckley, Ased Ali, Simon Fulford, Altaf Mangera and Melissa Davies on different neurological problems and their urological management.

On Tuesday afternoon we have joined forces with the Section of Endourology for an afternoon of discussion on the management of prostatic enlargement led by Suzanne Biers.

With a discussions on the guidelines and surgical management of BPE. Finally on Wednesday we will provide a significant contribution to the "highlights and breaking news section" where we are delighted to showcase British FNUU research from 2019/20. This is a "must not miss" session as it will allow delegates access to the latest research results from these important trials and the session.

In addition to this plenary programme FNUU will have two poster sessions packed with exciting presentations from a variety of UK functional urology units.

There are two teaching sessions on the Wednesday morning, the first is on the management of female stress incontinence including the management of mesh problems and more complex patients including neuropaths. The second teaching session is provided jointly with the Section of Endourology on bladder outlet surgery including a variety of simulation opportunities.

I do hope you will be able to attend as many of the FNUU sessions as you can and on behalf of the FNUU subsection executive meeting I wish you a fabulous BAUS.



Hall 10

0900 - 1000

FNUU Updates

Chairs: **Ms Sheilagh Reid**, Royal Hallamshire Hospital, Sheffield and **Mr Arun Sahai**, Guy's Hospital, London

0900-0920 **FNUU Research Update**

Professor Marcus Drake, Southmead Hospital, Bristol

0920-0940 **FNUU Literature Update**

Mr Nikesh Thiruchelvam, Addenbrooke's Hospital, Cambridge

0940-1000 **FNUU Political and Training Update**

Mr Chris Harding, Freeman Hospital, Newcastle-Upon-Thyme

Hall 10

1000-1100

State of the Art Lectures

1000-1040 **Neurourology: Why and How?**

Prof. Jean-Jacque Wyndalele, University of Antwerp, Belgium

1040-1100 **Emerging Treatments for the Neurogenic Bladder**

Mr Rizwan Hamid, University College Hospital, London

1100-1102

COVID-19 Remembrance - 2 minute silence

1102-1130

Refreshment Break, Exhibition and ePoster Viewing in Hall 3

Hall 10

1130-1300

The Neuropathic Patient: from Simple to Challenging

Chairs: **Prof. Jean-Jacque Wyndalele**, University of Antwerp, Belgium and **Mr Rizwan Hamid**, University College Hospital, London

1130-1150 **Changing the Course of History: Urological Management of the Spinal Injury Patient**

Ms Sheilagh Reid, Royal Hallamshire Hospital, Sheffield

1150-1200 **Multiple Sclerosis: What to do and What is new**

Ms Melissa Davies, Salisbury NHS foundation Trust

1200-1210 **Managing Voiding Dysfunction in Parkinson's disease**

Mr Ian Beckley, Pinderfields General Hospital, Wakefield

1210-1220 **Its All in My Head: Managing Incontinence in Suprapontine Disorders**

Mr Simon Fulford, South Tees Hospital NHS foundation Trust

1220-1230 **Cauda Equina and Peripheral Nerve Injury Management**

Mr Altaf Mangera, Royal Hallamshire Hospital, Sheffield

1230-1300 **Recurrent and Complicated UTIs and Antibiotic Treatment - Current Best Management and Future Innovations**

Mr Ased Ali, Pinderfields Hospital, Wakefield



1300-1400 Lunch, Exhibition and ePoster Viewing in Hall 3

Hall 10

1530-1700

ePoster Session 3: Female Urology and Bladder Dysfunction 1

Chairs: **Jean-Jacque Wyndalele & Richard Parkinson**

Please see page 61 for the ePosters



URO 76 5.0 01/2018/A-E

C-VIEW[®]



Make Digital Image Technology Your Companion

Mobile Video-Cystoscopy from KARL STORZ

STORZ
KARL STORZ—ENDOSKOPE
THE DIAMOND STANDARD

KARL STORZ SE & Co. KG, Dr.-Karl-Storz-Straße 34, 78532 Tuttlingen/Germany
KARL STORZ Endoscopy (UK) Limited, 415 Perth Avenue, Slough, Berkshire SL1 4TQ/United Kingdom
www.karlstorz.com

75
Years

MAIN PROGRAMME

MONDAY 9 NOVEMBER

Hall 11a
0830-0930

Section of Endourology

Endourology Case Studies and Tips of the Trade

Chairs: **Mr Seshadri Sriprasad**, Darent Valley Hospital, Dartford and **Mr Thomas Johnson**, Royal Bournemouth and Christchurch Hospitals NHS Foundation Trust

- 0830-0845 **“Not a Simple” Nephrectomy**
Mr Prasad Patki, Barts Health NHS Trust, London
- 0845-0900 **How to Deal with a Badly Encrusted Stent**
Miss Angela Cottrell, Royal Devon and Exeter Hospital
- 0900-0915 **Tips and Tricks for Accessing Difficult Ureters for Ureteroscopy**
Mr Alistair Rogers, Freeman Hospital, Newcastle-upon-Tyne
- 0915-0930 **Tips and Tricks from an Interventional Radiologist to Help the Endourologist with Difficult Ureters**
Details to Follow

Hall 1
0900-1100

Section of Oncology

COVID-19 and BAUS Oncology

- 0900-0915 **Introduction**
- 0915-0930 **BAUS Oncology Preparation for COVID-19 as it happened!**
- 0930-1030 **COVID-19 Audit – 3 UK Centres >1000 Cases, Elective & Emergency Surgery with COVID-19 Specific Outcomes**
- 1030-1100 **The Global Impact of COVID-19: Pattern of Spread, Global Infection Rates & Deaths, UK Number of Cases & Deaths**

Hall 9
0900-1100

Section of Trainees

Being a Urologist and a Parent

Chair: **Miss Katie Chan**, Royal Devon and Exeter Hospital and **Miss Claire Jelley**, Oxford University Hospitals

- 0900-0905 **Introduction**
Miss Katie Chan, Royal Devon and Exeter Hospital
- 0905-0925 **Pregnancy and Urology**
Ms Susan Hall, Royal Derby Hospital
- 0925-1000 **Return to Work**
0925-0940 **Confidence on Returning to Work and the SupoRRT Programme**
Dr Ceri Chadwick, SuppoRTT Clinical Fellow, Health Education England
0940-1000 **Maximising Training Alongside Parenthood: Views from the Deanery**
Miss Esther McLarty, Derriford Hospital Plymouth



- 1000-1015 **How to Manage with a Child Who Has Additional Needs'**
Ms Lizzie Chandra, St James's University Hospital, Leeds
- 1015-1045 **Parental Leave**
 Know your rights, how to access them, how to get support when it's tough and how to achieve balance:
For Dads
Mr Ivo Dukic, Derriford Hospital Plymouth
For Mums
Miss Pippa Sangster, University College Hospital, London
- 1045-1100 **Concluding Talk**
Ms Melissa Davies, Salisbury NHS Foundation Trust

1100-1102 **COVID-19 Rememberance - 2 minute silence**

1102-1130 **Refreshment Break, Exhibition and ePoster Viewing in Hall 3**

Hall 11a
1130-1300 *Section of Endourology*
 This session is part of the Section of Endourology annual meeting. The session is currently being finalised and details will be available shortly.

Hall 9
1130-1300 *Section of Trainees*
CCT & Beyond/Finishing School
 Panel: **Mr Sotonye Tolofari**, Royal Liverpool Foundation Trust, **Mr Vaibhav Modgil**, Manchester University NHS Foundation Trust and **Mrs Dora Moon**, Manchester Royal Infirmary

1130-1150 **Getting your CCT**
Mrs Dora Moon, Manchester Royal Infirmary

1155-1225 **The Final Years**
Mr Sotonye Tolofari, Royal Liverpool Foundation Trust

1225-1255 **Life as a First Year Consultant**
Mr Vaibhav Modgil, Manchester University NHS Foundation Trust

Hall 1
1130-1230 **Innovation - Fast-tracked**
 Innovative solutions to longstanding problems made possible due to COVID-19!
 - Outpatient referral management
 - E-Consultation
 - Remote consent/counselling
 - Technology

1300-1400 **Lunch, Exhibition and ePoster Viewing in Hall 3**



Hall 1
1315-1400

Karl Storz Satellite Session

Please see page 20 for details



Hall 1
1400-1500

The Evolution of Minimally Invasive Surgery in UK Urology

Chairs: **Professor John Kelly**, University College Hospital, London and **Mr Nikhil Vasdev**, Lister Hospital, Stevenage

- 1400-1415 **From the In Vivo Years to National Mentoring - How Laparoscopy Developed in UK Urology**
Mr Adrian Joyce, Spire Leeds Hospital
- 1415-1435 **Beyond the Learning Curve, Have the Robots Taken Over?**
Professor Naeem Soomro, Freeman Hospital, Newcastle-upon-Tyne
- 1435-1500 **Where Next for Urological Surgery in the Era of AI and Machine Learning**
Professor Prokar Dasgupta, Guys and St Thomas's NHS Trust

Hall 1
1500-1530

The Urology Foundation Guest Lecture: In Conversation with Johnny Williams

Mr Johnny Williams, England Rugby Player

Interviewer: **Mr Ben Challacombe**, Guy's Hospital, London

Aged 22, Johnny Williams felt he was the fittest he'd ever been. In May 2019 he went on to represent England in their victory of the Barbarians, scoring a try at the Twickenham clash. All, he thought, was well with his world. Then he was diagnosed with testicular cancer.

Johnny Williams will be in conversation with Ben Challacombe to speak about his professional career, his journey with cancer and the lessons he has learnt for handling pressure and stress.

Hall 1
1530-1600

Section of Endourology

Endourology Guest Lecture: Endourology - Not Just Seeing but Also 'Believing' - a Vision for the Future

Chair: **Mr Daron Smith**, University College Hospital

Dr Brian Eisner, MD, Massachusetts General Hospital

Hall 9
1530-1700

Section of Oncology

Survivorship in Pelvic Cancer

- Reconstructive urologists view of pelvic cancer surgery
- Functional outcomes of pelvic cancer surgery
- Life after pelvic cancer - Patient's perspective



Hall 6
1530-1700

BURST

Chairs: **Mr Veeru Kasivisvanathan**, University College Hospital, London, **Mr Taimur Shah**, Imperial Health NHS Trust, London and **Mr Kevin Gallagher**, Western General Hospital, Edinburgh

1530 - 1540 **Update on BURST Research Collaborative and Opportunities to Get Involved**

Mr Veeru Kasivisvanathan, University College Hospital, London

1540 - 1545 **The RESECT study: improving the quality of TURBT Surgery: your opportunity to join**

Mr Kevin Gallagher, Western General Hospital, Edinburgh

1545 - 1640 **Debate: Clinical Examination Should Be Your Only Guide Determining Whether You Perform Scrotal Exploration**

Pro 1: **Mr Tim O'Brien**, President of BAUS & Guy's Hospital

Con 2: **Miss Jo Cresswell**, Vice-President of BAUS and James Cook University Hospital, Middlesbrough

Summary of the Evidence and Arguments in Testicular Torsion

Mr Taimur Shah, Imperial Health NHS Trust, London (5 minutes)

Cross Examination

Mr Bertie Leigh, Lawyer, Hempsons London (20 minutes)

Q&A from Audience (14 minutes)

1640 - 1645 **Update on DETORT: A Diagnostic Test Evaluation of US in the Acute Scrotum**

Mr Simon Morton, Freeman Hospital, Newcastle Upon Tyne

1645 - 1700 **How to Keep Yourself Out of Court as a Urologist**

Mr Bertie Leigh, Lawyer, Hempsons London

Hall 1
1600-1700

Audit: The New Frontier

Chairs: **Mr Jon Aning**, Bristol Urological Institute, Southmead Hospital and **Miss Tharani Nitkunan**, Epsom Hospital

1600-1605 **Where We Were and Where We Are Going**

Mr Andrew Dickinson, University Hospitals Plymouth

1605-1612 **The BAUS National BOO Audit - Revealed!**

Mr Chris Harding, Freeman Hospital, Newcastle-upon-Tyne

1612-1619 **A New Stone Age**

Mr Rob Calvert, Liverpool University Hospitals FT

1619-1629 **BAUS: Setting the National Benchmarks**

Mr Joseph John, Royal Devon & Exeter Hospital and **Mr John Pascoe**, Royal Devon and Exeter NHS Foundation Trust



1629-1636 **BAUS Complex Registries - Discontinued but not Discarded....**

Mr John McGrath, Royal Devon & Exeter NHS Trust

1636-1656 **NCIP Update: The Power of Data**

Details to Follow

Hall 11a
1600-1700

Section of Endourology

This session is part of the Section of Endourology annual meeting. The session is currently being finalised and details will be available shortly.

Hall 1
1700-1730

Intuitive Surgical Satellite Session



Please see page 20 for details

Hall 1
1730-1830

Consultant Cycle: Planning for Retirement and Pensions

Chairs: **Mr Asad Abedin**, Russells Hall Hospital, Dudley and **Mr Mo Belal** Queen Elizabeth Hospital, Birmingham

1730-1745 **Mentoring the Newly Appointed Consultant in the Early Years**

Mr Richard Parkinson, Nottingham City Hospital

1745-1800 **The Ageing Surgeon - Adapting to the Needs of the Urology Department**

Mr Julian Shah, University College Hospital, London

1800-1830 **Understanding the NHS Pension - Don't Leave it Too Late**

Details to Follow

Library of Birmingham

1930-2130 **BAUS 2020 Evening Reception**

Join us for an evening of food, live music and hospitality on the Library of Birmingham's Garden Terrace. The dress code is smart/casual. Entry to the reception will be by delegate badge. Delegate tickets cost £20 (Early rate - up until 2359 on 16 October) / £25 (Standard Rate - from 0000 on 17 October). Tickets can be purchased on the online registration system and onsite at the BAUS Registration Desk.

Exhibitor tickets cost £30 plus VAT and can be purchased via the Exhibitor Social Ticket Order site.

Sponsored by



Hall 11a
0930-1100

ePoster Session 1: Stones, Imaging and Upper Tract Disorders 1

State of the Art, Part I: The Best of Current Practice

Chair: **Brian Eisner** and **Aditya Raja**

Roving Chair: **Ben Grey**

Please see page 56 for the ePosters

1100-1130 Refreshment Break, Exhibition and ePoster Viewing in Hall 1

Hall 10
1400-1530

ePoster Session 2: Stones, Imaging and Upper Tract Disorders 2

State of the Art, Part II: This is the Future

Chair: **Margaret Pearle** and **Matt Young**

Roving Chair: **Will Finch**

Please see page 58 for the ePosters

Hall 11b
1530-1700

ePoster Session 4: Renal Cancer, Testis and Sarcoma

Chair: **David Thomas**

Please see page 63 for the ePosters

bk
medical

bkFusion

FREEDOM OF
CHOICE

TRANSPERINEAL BIOPSY

- **NEW FREEHAND**
- STABILIZED

TRANSRECTAL BIOPSY

- SIDEFIRE
- ENDFIRE



MAIN PROGRAMME

TUESDAY 10 NOVEMBER



Hall 1
0830-0900

Boston Scientific Satellite Session

Please see page 20 for details



Hall 1
0900-1000

Surgical Risks and Expectations – How to Minimise Complaints and Litigation as a Surgeon

Chairs: **Miss Justine Royle**, Aberdeen Royal Infirmary and **Professor Raj Persad**, Southmead Hospital, Bristol

0900-0930 **Fitness to Practice, Surgical Complications and Duty of Candour**

Mr Ian Eardley, St James's University Hospital, Leeds

0930-1000 **When Surgery Goes Wrong – The Role of Patient Information, Consent Forms and Surgical Risk in the Era of Montgomery**

Mrs Lauren Sutherland QC, Ampersand Advocates

Hall 9
0900-1000

Section of Endourology

This session is part of the Section of Endourology annual meeting. The session is currently being finalised and details will be available shortly.

Hall 1
1000-1030

Immediate Past-President's Address & Presidential Handover and Presentation of the St Paul's & St Peter's Medal

Chairs: **Professor Krishna Sethia**, Norfolk & Norwich Hospital and Chairman, BJUI International and **Mr Adrian Joyce**, Spire Leeds Hospital

1000-1020 **Immediate Past-President's Address**

Mr Duncan Summerton, Immediate Past-President of BAUS & University Hospitals of Leicester

1020-1030 **Presentation of Medals & Presidential Handover**

St Paul's Medal

The St. Paul's Medal is awarded by BAUS Council to distinguished colleagues from overseas whose contributions to BAUS in particular, or to urology in general, Council particularly wishes to appreciate and honour. Mr Richard Turner Warwick (President, 1988-1990) presented the Association with the die for the medal in 1989.

Presented to: **Professor Margaret Pearle**, UT Southwestern Medical Center, Dallas, USA

Citation by: **Mr Adrian Joyce**, Spire Leeds Hospital



St Peter's Medal

The St. Peter's Medal is awarded to any subject of the British Isles or Commonwealth who has made a notable contribution to the advancement of urology. Mr Bernard Ward (Vice President, 1945-1947) presented the Association with the die for the medal in 1948.

Presented to: **Professor Prokar Dasgupta**, Guys and St Thomas's NHS Trust

Citation by: **Professor Krishna Sethia**, Norfolk & Norwich Hospital and Chairman BJU International

Presidential Handover

Investiture of **Mr Tim O'Brien** as President of BAUS

Hall 1
1030-1100

BAUS Guest Lecture

A Contemporary Guide to Optimising Functional Outcomes Following Urological Surgery - a Blueprint for Future Practice

Chair: **Professor Freddie Hamdy**, University of Oxford

Dr Trinity Bivalacqua, The Johns Hopkins Hospital, Baltimore, USA

Hall 1
1100-1200

BJU International Guest Lecture & John Blandy Prize

The Future Delivery of Surgery

Chair: **Professor Krishna Sethia**, Norfolk & Norwich Hospital and Chairman BJUI International

Professor Richard Kerr, Neurosurgeon, Oxford University Hospital

1145-1200 **John Blandy Prize & Lecture**

Hall 4
1100-1200

Section of Oncoogy

COVID-19 Paper Session

6 abstracts, 6 speakers

COVID-19 Preparation/Outcome/Impact on Patients/Staff/Training/Rotas - How You Coped?

Hall 9
1100-1200

Section of Endourology

This session is part of the Section of Endourology annual meeting. The session is currently being finalised and details will be available shortly.

Hall 11a
1100-1300

BAUS Meeting for Core Trainees in Urology

Chair: **Ms Anna O'Riordan**, Freeman Hospital, Newcastle

1100-1105 **Introduction**

Ms Anna O'Riordan, Freeman Hospital, Newcastle

1105-1115 **Welcome to Urology**

Mr Tim O'Brien, President of BAUS & Guy's Hospital



- 1115-1145 **Urology Training: The Future is so Bright!**
Miss Jo Cresswell, Vice-President of BAUS and James Cook University Hospital, Middlesbrough
- 1145-1205 **How to Get Ahead in Urology**
Mr Neil Harvey, Royal Preston Hospital
- 1205-1230 **BAUS FY & CT Audit/QuIP competition**
- CU1 Closed Loop Audit of Muscle Sampling in TransUrethral Resection of Bladder Tumour**
 Varma R¹, Roy D¹, Deb A¹, Ali A²
 1 Brighton and Sussex University Hospitals NHS Trust United Kingdom
 2 Frimley Park Hospital, United Kingdom
- CU2 Measuring the adherence to NICE guidelines for the cystoscopic follow up of NMIBC**
 Simeen S, Walklett S, Ellis R, Bodiwala D
 King's Mill Hospital, United Kingdom
- CU3 Novel guidelines to improve the clinical and cost effectiveness of post-op bloods for Robotic Assisted Radical Prostatectomy (RARP)**
 Nathan A^{1,2}, Hanna N², Rashid A², Cleaveland P¹, Appukutty J², Miah S², Collins J¹, Sridhar A¹, Kelkar A¹, Briggs T¹, Kelly J¹, Shah N², Lamb B², Shaw G¹, Sooriakumaran P¹, Rajan P¹, Nathan S¹
 1 University College London Hospitals, United Kingdom
 2 Cambridge University Hospitals, United Kingdom
- CU4 Inappropriate PSA Testing in Primary Care - Can it be stopped?**
 Hatem, E, Hughes-Hallett, Green J
 Guy's Hospital, London, United Kingdom
- CU5 Electronic referrals to Endourology MDT: A Quality Improvement Project**
 Bradley C¹, Kerr L², Jones G¹
 1 Glasgow Royal Infirmary, United Kingdom
 2 Queen Elizabeth University Hospital, Glasgow
- CU6 An educational session with an easily reproducible simulation model improves trainee confidence with routine suprapubic catheter changes**
 Henry M-L, Sathanapally G, Williams S
 Royal Derby Hospital, United Kingdom
- 1230-1235 **Presentation of the Medical Essay Competition Certificate and FY&CP QuiP Audit Competition Certificate**
- 1235-1255 **BAUS Sub-Speciality Sections: What's Happening in the Section and Career Options**
 Oncology
Mr Vishwanath Hanchanale, Royal Liverpool and Broadgreen Hospital
 Female, Neurological and Urodynamic Urology
Ms Sheilagh Reid, Royal Hallamshire Hospital, Sheffield
 Endourology
Ms Zara Gall, Stepping Hill Hospital, Stockport
 Andrology & Genito-Urethral Surgery
Miss Pippa Sangster, University College, London
- 1255-1300 **Concluding Remarks**



Hall 1
1200-1300

Delivering Urological Services during the COVID-19 Pandemic

Chairs: **Miss Sian Allen**, University College Hospital, London and **Mr Joe Philip**, Southmead Hospital, Bristol

- 1200-1220 **Impact of COVID on Surgical Outcomes in Urology-COVID-SURG Study Data**
Professor Grant Stewart, Addenbrooke's Hospital, Cambridge
- 1220-1240 **Prioritising Urological Surgery During the COVID-19 Pandemic**
Mr Duncan Summerton, Immediate Past-President of BAUS & University Hospitals of Leicester
- 1240-1300 **Delivering Urological Care Using a Hub Model - How We Adapted During the Pandemic**
Professor John Kelly, University College Hospital, London

Hall 4
1200-1300

Section of Oncology
Bladder Cancer - Controversies in Bladder Cancer

Chair: **Miss Alex Colquhoun**, Addenbrooke's Hospital, Cambridge

Panellists - **Professor James Catto**, Royal Hallamshire Hospital, Sheffield & **Miss Jo Cresswell**, Vice-President of BAUS and James Cook University Hospital, Middlesbrough

- 1200-1220 **The Ideal vs Real World Bladder Cancer Pathway**
Miss Jo Cresswell, Vice-President of BAUS and James Cook University Hospital, Middlesbrough
- 1220-1240 **Bladder Cancer Updates - Imaging, Surgery, Trials**
Professor James Catto, Royal Hallamshire Hospital, Sheffield
- 1240-1300 **Translational Science for a General Urologist - What's on the Horizon**
Mr Richard Bryan, University of Birmingham

Hall 9
1200-1300

Section of Endourology
Upper Tract Dilemmas in the Hydronephrotic Kidney - MDT Panel Discussion

Chairs: **Mr Richard Napier-Hemy**, Manchester Royal Infirmary and **Mrs Dora Moon**, Manchester Royal Infirmary

Panellists:

- Mr Subu Subramonian**, Queen Elizabeth Hospital, Birmingham
Mr Stephen Bromage, Stepping Hill Hospital, Stockport
Mr Ravi Barod, Royal Free Hospital, London
Dr Clare Allen, Radiologist, University College Hospital, London



Hall 6
1200-1300

ePoster Session 5: Female Urology and Bladder Dysfunction 2

Chairs: **Tamsin Greenwell & Mo Belal**

Please see page 66 for the ePosters

Hall 1
1300-1345

Olympus Satellite Session



Please see page 21 for details

1300-1400 Lunch, Exhibition and ePoster Viewing in Hall 1

Hall 1
1400-1515

Joint Section of FNUU & Endourology

The Past, Present and Future of BPE Management: Part 1

Chairs: **Mr Richard Hindley**, Basingstoke and North Hampshire Hospital and **Miss Suzanne Biers**, Addenbrooke's Hospital, Cambridge

- 1400-1420 **Battle of the Male LUTs Guidelines (AUA/EAU/NICE)**
FNUU Guest Speaker: **Professor James N'Dow**, University of Aberdeen, Scotland
- 1420-1440 **Diagnostic Assessment Before BOO Surgery - Pros and Cons**
Professor Marcus Drake, Southmead Hospital, Bristol
- 1440-1530 **Deciding the Best Operation for BOO: Part 1**
- 1440-1455 **TURP**
Mr Mo Belal, Queen Elizabeth Hospital, Birmingham
- 1455-1515 **LASERS**
Mr Neil Barber, Frimley Park Hospital

1515-1545 Refreshment Break, Exhibition and ePoster Viewing in Hall 3

Hall 4
1400-1530

ePoster Session 6: Andrology, Penile Cancer & Reconstruction

Chairs: **Trinity Bivalacqua & Arie Parnham**

Please see page 68 for details



1530-1545 Refreshment Break, Exhibition and ePoster Viewing in Hall 3

Hall 9
1400-1545

Section of Trainees

When Training Goes Wrong: Part 1

Chairs: **Professor Kevin Turner**, Royal Bournemouth Hospital & Bournemouth University, **Mr Josh Burke**, President Association Surgeons in Training (ASiT), **Mr Hari Ratan**, Nottingham University Hospital, **Miss Claire Jelley**, Oxford University Hospitals

1400-1405

Introduction

Mr Sotonye Tolofari, Royal Liverpool Foundation Trust

1405-1410

Bronze & Silver Cystoscope Award

1410-1500

Trainee Presentations - the Good and Bad of Training

1 Does the introduction of a nurse Surgical First Assistant (SFA) in Robotic theatre improve operating opportunities for trainees?

Miss Jennifer Clark, Stepping Hill Hospital, Stockport

2 A trainee / trainer collaborative approach to improving urological training in a single centre

Miss Alice Hartley, Sunderland Royal Hospital

3 Title of Problem/Challenge: Slot Shares: Detrimental to Less than Full Time (LTFT) Trainees?

Ms Lizzie Chandra, St James's University Hospital, Leeds

4 CESR challenges and the future workforce

Mr Khaled Hosny, Royal Blackburn Hospital

5 An intraoperative complication, complicated by difficult senior support

Miss Zoe Panayi, The Royal Bolton Hospital

6 Bullying, Undermining and Harassment (BU&H): Do we recognise it?

Ms Lizzie Chandra, St James's University Hospital, Leeds

7 Challenges During Training: The Tip of the Iceberg

Miss Gemma Scrimgeour, Imperial College Healthcare NHS Trust

8 Returning to urology training after maternity leave and training less than full time

Miss Katie Eyre, Royal Berkshire Hospital Nhs Foundation Trust

9 Less than full time (LTFT) Trainees: The Heroes of our time

Ms Lizzie Chandra, St James's University Hospital, Leeds

1500-1515

Dealing with Complications

Professor Kevin Turner, Royal Bournemouth Hospital & Bournemouth University

1515-1545

Drinks Reception in Hall 9

Hall 10
1400-1500

ePoster Session 7: History of Urology

Chairs: **Dominic Hodgson & Jonathan Goddard**

Please see page 70 for the ePosters



Hall 6
1400-1515

ePoster Session 8: General Urology - BPH/LUTS

Chairs: **Toby Page & Matthew Liew**
Please see page 71 for the ePosters

Hall 11a
1400-1515

ePoster Session 9: Prostate Cancer 1 - Optimising Diagnostics

Chair: **Alberto Briganti**
Please see page 73 for the ePosters

1515-1545 Refreshment Break, Exhibition and ePoster Viewing in Hall 3

Hall 1
1545-1700

Joint Section of FNUU & Endourology
The Past, Present and Future of BPE Management: Part 2

- 1545-1600 **Urolift**
Mr Mark Rochester, Norfolk & Norwich University Hospital
- 1600-1610 **Rezüm**
Mr Kasra Saeb-Parsy, Cambridge University Hospitals NHS Trust
- 1610-1620 **PAE**
Dr Timothy Bryant, Consultant Radiologist, University Hospital Southampton NHS Foundation Trust
- 1620-1630 **Aquablation**
Mr Tev Aho, Addenbrooke's Hospital, Cambridge
- 1630-1645 **New Innovations**
Mr Feras Al Jaafari, NHS Fife
- 1645-1700 **Summary and Q&A**
Mr Richard Hindley, Basingstoke and North Hampshire Hospital



Hall 4
1545-1700

Section of Andrology

Complex Peyronie's Disease: State of the Art Management

Chairs: **Mr Asif Muneer**, Honorary Secretary of BAUS & University College Hospital, London and **Miss Karen Randhawa**, University College Hospital, London

1545-1610 **Treatment Options for Complex Peyronie's Disease - What is the Evidence?**

Dr Trinity Bivalacqua, The Johns Hopkins Hospital, Baltimore, USA

1610-1635 **Stem Cell Treatment for Peyronie's Disease - From Bench to Clinic**

Dr Fabio Castiglione, University College Hospital, London

1635-1700 **Managing Complications and Expectations Following Surgery for Peyronie's Disease**

Professor David Ralph, University College Hospital, London

Hall 9
1545-1700

What Have We Learnt From COVID-19?

Chairs: **Professor Kevin Turner**, Royal Bournemouth Hospital & Bournemouth University, **Mr Josh Burke**, President Association Surgeons in Training (ASiT), **Mr Hari Ratan**, Nottingham University Hospital, **Miss Claire Jelley**, Oxford University Hospitals,

1545-1600 **New roles for virtual Urology**

Mr Hari Ratan, BAUS Education Lead, Nottingham University Hospital,

1600-1615 **Impacts on training and future plans**

Professor Phil Cornford, SAC Chair, Royal Liverpool Foundation Trust

1615-1645 **Guest Lecture**

Mr Michael McGrath, Polar Adventurer, Inspirational Speaker

1650-1700 **Concluding Remarks**

Mr Sotonye Tolofari, Royal Liverpool Foundation Trust

Hall 10
1545-1700

ePoster Session 10: Prostate Cancer 2 - Optimising Treatment

Chairs: **Nicolas Mottet & Deriya Tilki**

Please see page 75 for the ePosters



Hall 6
1545-1700

ePoster Session 11: Management, Governance, Education and Quality Improvement

Chairs: **Rono Mukherjee & John McCabe**

Please see page 77 for the ePosters

Hall 11a
1545-1700

ePoster Session 12: Bladder Cancer - Diagnosis and Treatment

Chairs: **Nick James & Helena Burden**

Please see page 79 for the ePosters

Hall 1
1700-1800

Consultant Cycle: Returning to Work after Illness

Chair: **Professor Kevin Turner**, Royal Bournemouth Hospital & Bournemouth University

- 1700-1710 **Adversity and How it Affects Performance**
Professor Kevin Turner, Royal Bournemouth Hospital & Bournemouth University
- 1710-1720 **Psychological Impacts After Trauma**
Mr John McGrath, Royal Devon and Exeter Hospital
- 1720-1730 **Hurdles in Returning to Work After a Cancer Diagnosis**
Miss Mary Garthwaite, James Cook University Hospital, Middlesbrough
- 1730-1750 **The Type, Size of the Problem and Available Interventions**
Dr Maurice Conlon, NHS Practitioner Health
- 1750-1800 **Future Proofing for All Eventualities**
Professor Kevin Turner, Royal Bournemouth Hospital & Bournemouth University



Because user experience matters

Swiss LithoClast® Trilogy Lithotripter

The Swiss LithoClast Trilogy Lithotripter is the breakthrough technology designed to reduce procedure time and enhance the surgical experience – for the patient, urologist and OR staff.

A dual-energy, single-probe lithotripter with the versatility to deliver ultrasonic and ballistic energy simultaneously or independently with suction.



CAUTION: The law restricts these devices to sale by or on the order of a physician. Indications, contraindications, warnings and instructions for use can be found in the product labelling supplied with each device. Information for use only in countries with applicable health authority registrations. This material not intended for use in France.

Products shown for INFORMATION purposes only and may not be approved or for sale in certain countries. Please check availability with your local sales representative or customer service.

2019 Copyright © Boston Scientific Corporation or its affiliates. All rights reserved. URO-681102-AA

MAIN PROGRAMME

WEDNESDAY 11 NOVEMBER



Hall 9
0800-0900

Navigating a Career in Urology



A breakfast meeting aimed at trainees, where each speaker will discuss their own experiences throughout their career. This session is organised by the BAUS Section of Oncology and Sponsored by Astellas Oncology. Catered breakfast will be provided.

Chair: **Mr Ben Challacombe**, Guy's Hospital, London

0800-0810 **Welcome**

Mr Ben Challacombe, Guy's Hospital, London

0810-0830 **Professor Caroline Moore**

University College Hospital, London

0830-0850 **Professor Derya Tilki**

Martini-Clinic Prostate Cancer Center, Hamburg

0850-0900 **Questions**

Please [click here](#) to register for this session. Please note: walk-in attendance is welcome, however pre-registration is preferred for catering numbers.

Hall 1
0815-0830

The Year Ahead for BAUS

Mr Tim O'Brien, President of BAUS & Guy's Hospital

Hall 1
0830-0930

Section of Endourology

Renal Pelvic Stones- Endourology Tag Wrestling

Chairs: **Mr Daron Smith**, University College Hospital, London and **Mr Ben Grey**, Manchester Royal Infirmary

0830-0840 **<5mm Conservative vs ESWL**

Mr Subu Subramonian, Queen Elizabeth Hospital, Birmingham vs. **Mr Mark Cutress**, Western General Hospital, Edinburgh

0840-0850 **5mm - 9.9mm ESWL vs FURS**

Mr Mark Cutress, Western General Hospital, Edinburgh vs. **Professor Margaret Pearle**, UT Southwestern Medical Center, Dallas, USA

0850-0900 **10mm - 14.9mm FURS vs mPCNL**

Professor Margaret Pearle, UT Southwestern Medical Center, Dallas, USA vs. **Ms Zara Gall**, Stepping Hill Hospital, Stockport

0900-0910 **15mm - 19.9mm mPCNL vs PCNL**

Ms Zara Gall, Stepping Hill Hospital, Stockport vs. **Miss Kay Thomas**, Guy's and St Thomas' Hospital, London

0910-0920 **Partial Staghorn PCNL vs Conservative**

Miss Kay Thomas, Guy's and St Thomas' Hospital, London vs. **Mr Subu Subramonian**, Queen Elizabeth Hospital, Birmingham

0920-0930 **Discussion**



Hall 1
0930-1030

State of the Art Plenary Lectures – Improving Surgical Outcomes

Chairs: **Mr Prashant Patel**, University Hospital Birmingham and **Professor Abhay Rane** OBE, East Surrey Hospital

0930-1000 **How We Can Learn from NASA to Eradicate Surgical Errors and Never Events**

Professor Kevin Fong OBE, Consultant Anaesthetist, University College Hospital, London

1000-1030 **From the Lower Pole to the North Pole – Lessons from Science and the Future Direction of Global Urolithiasis**

Professor Margaret Pearle, UT Southwestern Medical Center, Dallas, USA

Hall 1
1030-1100

EAU Guest Lecture

Chair: **Professor James N'Dow**, University of Aberdeen, Scotland

Dr Alberto Briganti, Universita Vita Salute San Raffaele, Milan, Italy

1100-1102

REMEMBRANCE DAY - 2 minute silence

Hall 1
1102-1130

JCU Guest Lecture:

The Future of Urological Cancer Management – The Next 2 Decades

Chair: **Professor Ian Pearce**, Manchester Royal Infirmary and Editor, JCU

Professor Hashim Ahmed, Imperial College Healthcare NHS Trust

Hall 1
1130-1200

BAUS 75th Anniversary Humanitarian Guest Lecture:

Chairs: **Mr Duncan Summerton**, Immediate Past-President of BAUS & University Hospitals of Leicester and **Mr Erik Mayer**, Imperial College Healthcare NHS Trust & The Royal Marsden NHS Foundation Trust

Mr David Nott OBE, Consultant General Surgeon, Chelsea and Westminster Hospital NHS Foundation Trust

Hall 1
1200-1330

Section of Oncology

Prostate Cancer: Challenge the Expert – Controversies in Prostate Cancer

Chairs: **Dr Alberto Briganti**, Universita Vita Salute San Raffaele, Milan, Italy and **Professor Nicolas Mottet**, Universite Jean Monnet, St Etienne, France



Panellists:

Professor Derya Tilki, Martini-Clinic Prostate Cancer Center, Hamburg

Professor Philip Cornford, Royal Liverpool University Hospital

Professor Nick James, Oncologist, Queen Elizabeth Hospital, Birmingham

Professor Caroline Moore, University College Hospital, London

1200-1220 **The Ideal AS Protocol**
Professor Caroline Moore, University College Hospital, London

1220-1240 **Real World AS Protocol**
Professor Philip Cornford, Royal Liverpool University Hospital

1245-1315 **Standard vs Extended PLND in High Risk Disease**
Professor Derya Tilki, Martini-Clinic Prostate Cancer Center, Hamburg

1315-1330 **Future of Oligometastatic Disease**
Professor Nick James, Oncologist, Queen Elizabeth Hospital, Birmingham

Hall 9
1230-1330

Urolink

A Celebration of 30 Years of Urolink

Chair: **Mrs Suzie Venn**, St Richard's Hospital, Chichester

The Early Years

Mr Griffith Fellows, A Founder Member of UROLINK, Retired Consultant Urologist, Oxford University NHS Foundation Trust and National Spinal Injuries Centre, Stoke Mandeville Hospital, Buckinghamshire Health Care NHS Trust and **Mr Neville Harrison**, Retired Consultant Urologist, Brighton & Sussex University Hospitals NHS Trust

MCMC and Urolink

Professor Alfred Mteta, Kilimanjaro Christian Medical College, Moshi, Tanzania

The Future of Urolink

Details to Follow

Hall 11a
1230-1330

ePoster Session 13: General Urology - Emergency & Trauma

Chairs: **Katie Moore & Max Mokete**

Please see page 81 for the ePosters

Hall 1
1330-1400

AGM

Chair: **Mr Duncan Summerton**, Immediate Past-President of BAUS & University Hospitals of Leicester

The AGM Agenda will be available to Members via the BAUS website. Any other business - if possible, written questions should be submitted in advance of the AGM or handed to the Registration Desk by 1700 on Tuesday 10 November.



1400-1445 Lunch, Exhibition and ePoster Viewing in Hall 3

Hall 1
1445-1545

COVID-19 Recovery of Urological Services and Future Planning

Chairs: **Miss Jo Cresswell**, Vice-President of BAUS and James Cook University and **Professor David Nicol**, Royal Marsden Hospital, London

- 1445-1505 **Delivering Urological Services Post COVID-19 - Prioritization, Hot Sites Cold Sites or No Insight?**
Mr John McGrath, Royal Devon & Exeter NHS Trust
- 1505-1525 **Day to Day Urology - Returning to the 'New Normal' with COVID-19 Induced Innovations**
Mr Prashant Patel, University Hospital Birmingham
- 1525-1545 **How the Nightingale Experience Can Help Plan for Future Pandemics**
Mr Eoin Dineen, Research Fellow, University College Hospital, London

Hall 10
1445-1800

Burst Consensus Meeting

Hall 9
1445-1645

Section of Endourology

This session is part of the Section of Endourology annual meeting. The session is currently being finalised and details will be available shortly.

Hall 1
1545-1715

Highlights of the Year and of BAUS 2020

Chair: **Mr Will Finch**, Norfolk & Norwich University Hospital

- 1545-1550 **Introduction**
Mr Will Finch, Norfolk & Norwich University Hospital
- 1550-1610 **Endourology**
Mr Ben Turney, Churchill Hospital, Oxford
- 1610-1630 **Female, Neurological and Urodynamic Urology**
Ms Sheilagh Reid, Royal Hallamshire Hospital, Sheffield
- 1630-1650 **Andrology & Genito-Urethral Surgery**
Mr Patrick Gordon, Royal Hallamshire Hospital, Sheffield
- 1650-1715 **Oncology**
Mr Ben Hughes, Jersey General Hospital

Hall 1
1715-1730

Closing Remarks

Mr Tim O'Brien, President of BAUS & Guy's Hospital



How It Works

The **uresta**[®] bladder support is easy to use; you simply insert it into the vagina until the bell shape presses gently against the vaginal wall, under the mid to upper urethra, providing support.



IMEDicare

Pelvic Health Naturally...



uresta[®] *Life. Not Leaks.*
BLADDER SUPPORT FOR WOMEN

Stop Leaking, Start Living



What Women Are Saying

- 75% of women surveyed in a clinical study said using **uresta**[®] either **stopped their leaking** or reduced it by a significant degree.¹
- 84% of women said they felt more comfortable in public when using **uresta**[®].²
- 72% would recommend **uresta**[®] to a friend.¹



uresta[®] *Life. Not Leaks.*

Manufactured by: InVivoMetric, Inc. Approved by Resilia Medical Solutions
Copyright © 2020 uresta[®] - Bladder Support for Women.

UK & Ireland Distributor: IMEDicare (UK) Ltd (0204 5199). England: contact@imedicare.co.uk

¹ Finkel, EA, Bardsley, S, Finn, B, et al. Effectiveness of a non-surgical pessary for the management of urinary incontinence in women. *Int J Obstet Gynaecol*. 2013;63(4):468-474.

uresta[®] is a self-managed bladder support that works with the body to stop or significantly reduce leaks at the source - so you can start living again.

visit Uresta.uk / MyPelvicHealth.co.uk

PC Survivorship device solutions

Fresh Start

Prostate cancer is now the most common cancer in men.

Over 330,000 men are living with and after prostate cancer. Thankfully survival rates are high. However, treatment can cause a gamete of short and sometimes longer term medical issues that can significantly impact on the patient's quality of life. IMEDicare Pelvic Health Naturally offer a range of home use device solutions to help manage and treat Erectile Dysfunction / Penile Preservation (Structural Rehabilitation) / Urinary Stress Incontinence:

- **Wearever**[®] washable incontinence underwear (up to 650 ml absorption / 250 washes)
- **Pacey Cuff**[®] urethral control device (vascular preservation)
 - **Afex Core**[®] urinal device (high public pressure) on FP10
 - **INNOVO**[®] external N.M.E.S. for SUI and UUI
 - **SOMAerect VED**[®] 5 cylinder Size to Fit customizability (FP10 Schedule II)
 - **Rigi10**[®] Hydrophilic Coated Malleable PP
 - **Infla10**[®] AX IPP with Anatomical Expansion

All products FDA approved. Free Clinic / Home Demonstration.

Call 01923237795 or visit:

www.MyPelvicHealth.co.uk

BAUS 2020 - Stand 100

IMEDicare

Pelvic Health Naturally...



Jonathan Goddard

Curator of the Museum of Urology

Welcome to BAUS Birmingham! The BAUS annual meeting hasn't been held in Britain's second largest city for 20 years and this will only be the third time Birmingham has hosted BAUS.

2020 is an historic year for British urology. It is 100 years since the Urology Section of the Royal Society of Medicine was formed. The Urology Foundation, that great British urological charity, is 25 years old, as is BAUN, the association of our urological nursing colleagues and of course BAUS is 75 years old!

In the closing years of the Second World War, in a room in 22 Weymouth Street in London, the house of the well-known urologist Sir Eric Riches, a group of surgeons with an interest and passion for urology held a meeting. They decided to form an association to promote urology and support those surgeons who specialised in it. It was particularly important at this time as the government was planning a radical new national health service for Britain, and urology needed to be a part of it. They wrote to others with an interest in urology and found the majority in support. So, on 17th March 1945 at the Royal College of Surgeons, in Lincoln's Inn Fields (still the home of BAUS), the first meeting of the British Association of Urological Surgeons was held. There were 37 members and the first President was Ronald Ogier Ward. The annual subscription was three guineas (£3 and 3 shillings).

Although BAUS is only 75 years 'young', urology is the world's oldest surgical specialty. The historic display this year will celebrate over 1000 years of British Urology. From Roman penises to robotic scissors, from mediaeval matulas to polyurethane prostheses and from Georgian stonecutters to optical scientists, the Museum of Urology will use its collection to tell the story of urological surgery.

Urologists have always been innovators and British Urology has been lucky to claim quite a few. This year the Museum of Urology will honour Richard Turner Warwick C.B.E. with a display of his work, instruments and awards.



The BAUS St Peter's Medal. The medal die was presented to BAUS in 1948 by the first Vice President, Mr Bernard Ward, urologist at Queen Elizabeth Hospital, Birmingham. The Medal was designed and made by William Bloye, F.R.B.S., of the Birmingham School of Art. This medal was presented to Ronald Ogier Ward our first President in 1951.



Sir Eric Riches (left) and Ronald Ogier Ward at an early BAUS meeting.



Richard Turner Warwick, known as RTW, trained at Oriel College, Oxford and the Middlesex Hospital. He was captain of the Oxford crew that won the 'Varsity' Boat Race in 1946 [Fig 4].

His passion was seeing how things worked and he became fascinated with the correlation between structure and function of the body. This led him to become a pioneer in the functional reconstruction of the lower urinary tract. He was particularly famous for his work with fistulae, strictures and continence and he led the team that invented Video Urodynamics. RTW and his family have generously donated many artefacts to the Museum of Urology, and this is our first opportunity to display some of them.

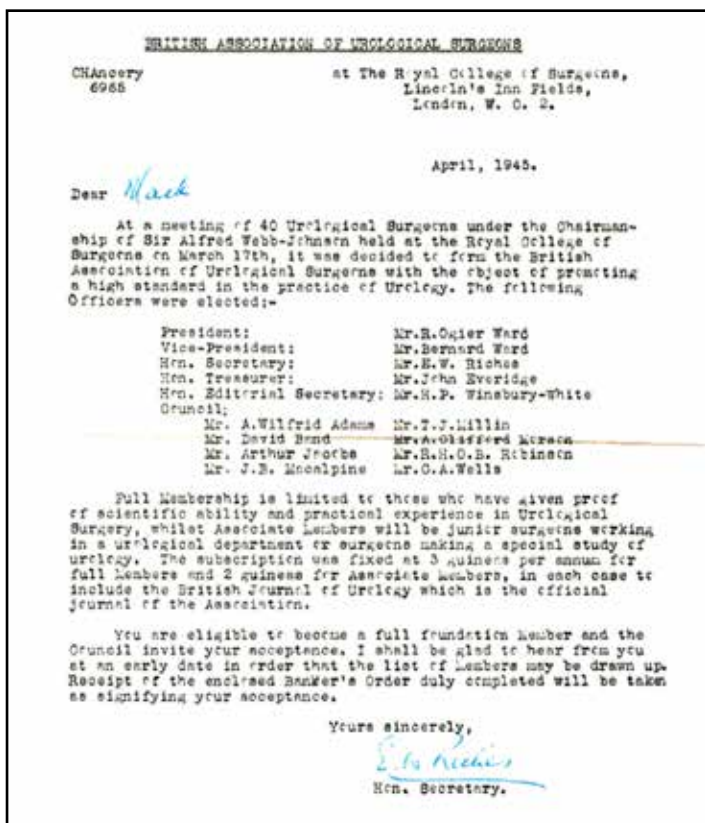
We think Mr Turner Warwick must be one of our oldest (if not the oldest) members having been elected to BAUS membership on 4th July 1963. He will be 95 this year.

So, come and join us on the Museum Stand in the Exhibition Hall, bring your coffee, browse the exhibition, relax and learn about the history of your specialty and your association, BAUS at 75.

If you really can't wait that long, visit us at www.baus.org.uk/museum and follow us on twitter [@urologyhistory](https://twitter.com/urologyhistory).



*Richard Turner Warwick.
Captain of the winning
Oxford Crew, 1946.*



Letter inviting Willie Mack of Glasgow to join BAUS.



ePOSTER VIEWING

ePosters can be viewed onsite via the ePoster viewing wall in Exhibition Hall 3 and on tablet devices. All ePosters can be seen on any screen and are listed by categories and searchable by topic, author names and abstract number. It is possible to move between and zoom in on sections by clicking on the next/previous arrows or in/out of each section and play integrated full screen videos where these have been added.

QR Codes are also available in each ePoster allowing you to contact the author or share the document, when permitted by the ePoster author. You can also view ePosters during and after the conference both online and mobile on the App.

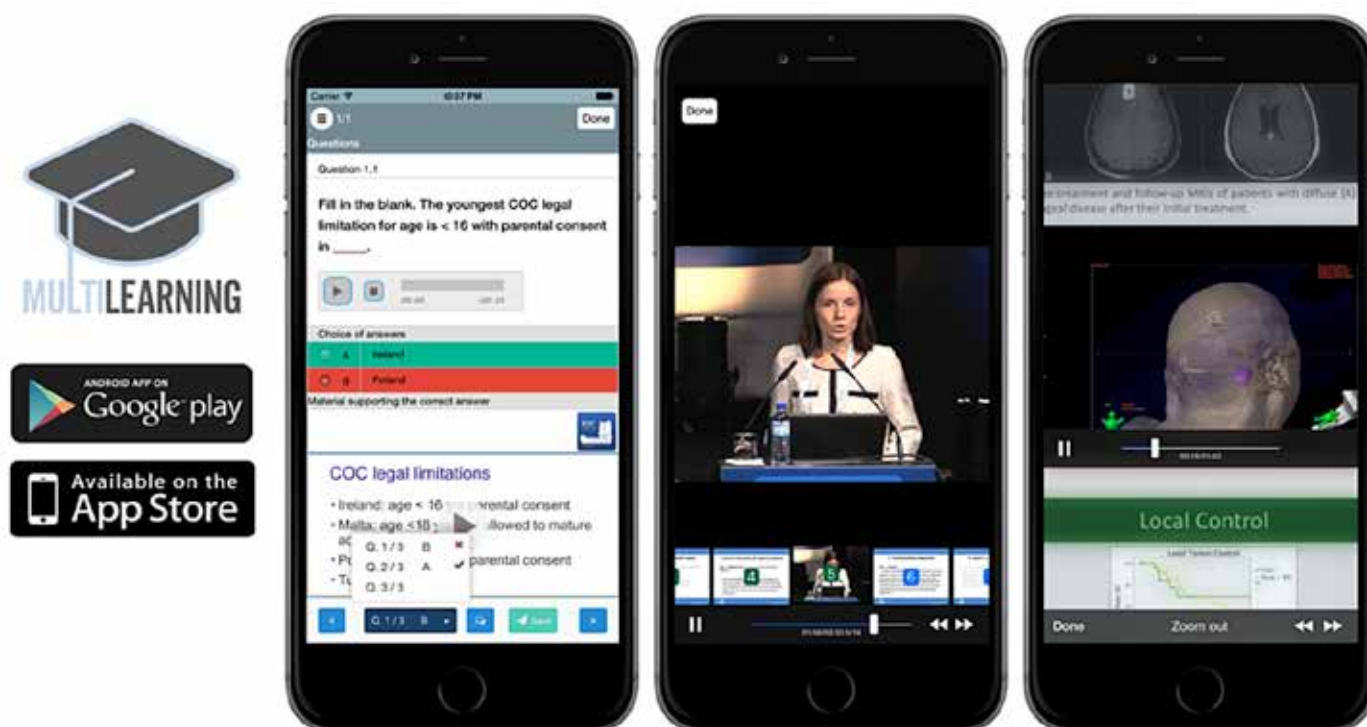
Online via <https://baus.multilearning.com> where you will need to create an account to access the conference ePosters.

You will be able to browse a large number of ePosters online and use educational tools, such as searching for specific content, contact the author (click on view ePoster ask the presenter feature available on the in the lower right corner of your screen) or download in PDF format both available when permitted by the authors.

Mobile using the MULTILEARNING App, to view ePoster during and after the conference. Please find below the easy step-by-step instructions to install:

- 1) Search in your Google Play Store (Android) or Apple Store (iOS) for MULTILEARNING App
- 2) Download the MULTILEARNING App (free)
- 3) Once the App is downloaded, select "BAUS" within the listing
- 4) Login with your personal BAUS ePoster library credentials or register in seconds; and start searching and /or browsing ePosters

If you require assistance with viewing ePosters on screens, or with the online platform or app, please visit the MULTIEPOSTER staff onsite, located at the ePoster helpdesk in Exhibition Hall 3.



©2018 MULTILEARNING Group Inc.



ePosters:

6 minutes per presentation

(3 minutes for Presentation & 3 minutes for Q&A and turnaround)

ePoster Session 1:

Stones, Imaging and Upper Tract Disorders

State of the Art Part I: The Best of Current Practice

Monday 9 November, 0930-1100, Hall 11a

Chair: **Brian Eisner and Aditya Raja** - Roving Chair: **Ben Grey**

P1-1 Defining the inheritance of cystinuria: is it always autosomal recessive?

Zhou G¹, Mein R¹, Game D¹, Rottenberg G¹, Bultitude M¹, Thomas K¹

¹Guys and St Thomas' NHS Foundation Trust, London, United Kingdom

P1-2 The challenges and anxieties of pregnancy in patients with cystinuria

Ashe R², Game D¹, Rottenberg G¹, Thomas K¹, Bultitude M¹

¹Guys and St. Thomas' NHS Foundation Trust, London, United Kingdom, ²Kings College London, London, UK

P1-3 Nephrolithiasis outcomes post-parathyroidectomy: a single centre study

Kuligowska A¹, Hadjiminias D², Cox J³, Dasgupta R¹

¹Department of Urology, Imperial College Healthcare Trust, London, United Kingdom, ²Department of Breast and Endocrine Surgery, Imperial College Healthcare Trust, London, United Kingdom, ³Department of Endocrinology, Imperial College Healthcare Trust, London, United Kingdom

P1-4 Screening for hyperuricaemia in stone formers: is it worth it?

Thompson S¹, **Bastianpillai C**¹, Noah A¹, Nour E¹, Subramonian K¹

¹Queen Elizabeth Hospital Birmingham, United Kingdom

P1-5 Electronic referrals to Endourology MDT: A quality improvement project

Bradley C¹, Kerr L¹, Jones G¹

¹Glasgow Royal Infirmary, United Kingdom

P1-6 Enhancing care for patients with ureteric stones with a stone MDT-driven enhanced virtual clinic

Mehmi A¹, O'Loughlin H¹, Johnson H¹, Lee S¹, AlBuheissi S¹, Timoney A¹, Philip J¹

¹Southmead Hospital, Bristol, United Kingdom

P1-7 Comparative study of Tamsulosin, Solifenacin and combination therapy in the treatment of Double -J stent related symptoms

Pingale N¹, Jain D¹

¹Bharati Hospital, Pune, India

P1-8 "Investigating persistent visible haematuria when all the tests are normal": Renal angiodyplasia causing persistent visible haematuria in young adults

Eyre K¹, Ribeiro L², Bultitude M², Kumar S¹

¹Royal Berkshire Hospital NHS Foundation Trust, Reading, United Kingdom, ²Guys and St Thomas' NHS Foundation Trust, London, United Kingdom

P1-9 How accurate are ureteroscopic biopsy results in patients with suspected upper tract urothelial carcinoma?

Ribeiro L¹, Nair R¹, Horsfield C², Chandra A², Bultitude M¹, Thomas K¹

¹Dept. of Urology, Guys and St Thomas' NHS Foundation Trust, London, United Kingdom, ²Dept. of Histopathology, Guys and St Thomas' NHS Foundation Trust, London, United Kingdom



ePosters:

6 minutes per presentation

(3 minutes for Presentation & 3 minutes for Q&A and turnaround)

P1-10 Retrospective analysis of JJ stents in Malignant Ureteric Obstruction (MUO) secondary to prostate cancer (CaP). A single centre experience

Manson-Bahr D¹, Bosco C², Van Hemelrijck M², Bolton E¹, Russell B¹, Kinsella N¹, Nicol D^{1,3}

¹The Royal Marsden NHS Foundation Trust, London, United Kingdom, ²King's College London, London, United Kingdom, ³Institute of Cancer Research, London, United Kingdom

P1-11 Percutaneous nephrostomy in obstructing pelvic malignancy: Does it facilitate further oncological treatment and what is the associated morbidity?

Folkard S¹, Banerjee S¹, Menzies-Wilson R¹, Reason J¹, Psallidas E¹, Clissold E¹, Almushatat A¹, Chaudhri S¹, Green J¹

¹Barts Health, London, United Kingdom

P1-12 Long-term outcomes of minimally invasive rendezvous procedures to treat complex ureteric strictures and injuries

Mazzon G¹, Celentano G², Abboudi H², Allen C², Ramachandran N², Arumaham V², Allen S², Smith D², **Choong S**²

¹Department of Urology, San Bassiano Hospital, Bassano, Italy, ²University College Hospital, Institute of Urology, London, United Kingdom

P1-13 The life story of a Memokath 051 stent in the management of ureteric strictures: Success rates, retention rates and complications over twelve-year experience

Elbaroni W¹, Mageean M², Cull S¹, Thompson T², Connolly D²

¹Department of Urology, Craigavon Hospital, United Kingdom, ²Department of Urology, Belfast City Hospital, United Kingdom

P1-14 Allium URS for chronic ureteric obstruction: Initial experience of a single centre

Khoo C¹, Kondjin-Smith M¹, El-Husseiny T¹

¹Imperial Endourology, Charing Cross Hospital, London, United Kingdom

P1-15 The Foley catheter nephrostomy: a novel way of providing long term renal drainage

Ramsey S¹, Santoni N¹, Mackenzie K¹, Todd A¹

¹Raigmore Hospital, Inverness, United Kingdom



ePosters:

6 minutes per presentation

(3 minutes for Presentation & 3 minutes for Q&A and turnaround)

ePoster Session 2:

Stones, Imaging and Upper Tract Disorders State of the Art Part II: This is the Future

Monday 9 November, 1400-1530, Hall 10

Chairs: **Margaret Pearle and Matt Young** - Roving Chair: **Will Finch**

P2-1 Comparison of the EDAP-Sonolith I-SYS and Storz Medical Modulith SLX-F2 lithotripters

Whiting D¹, Burton I², Bhardwa J³, Kalsi J³, Kalsi M¹, Malki M¹, Bott S¹

¹Frimley Park Hospital, United Kingdom, ²Heatherwood Hospital, Ascot, United Kingdom, ³Wexham Park Hospital, Slough, United Kingdom

P2-2 Emergency versus elective ureteroscopy for ureteric stone - a systematic review and meta-analysis

Alsawi M¹, Ahmad N², Amer T¹, Suresh Chandiramin A³, Nalagatla S¹, Smyth N¹, Eronini N², Somani B⁴, Aboumarzouk O²

¹NHS Lanarkshire, Airdrie, United Kingdom, ²NHS Greater Glasgow and Clyde, Glasgow, United Kingdom, ³University of Glasgow School of Medicine, Glasgow, United Kingdom, ⁴University Hospital Southampton NHS Foundation Trust, United Kingdom

P2-3 Surgical and radiological predictive factors for ureteric stricture formation after ureteroscopic treatment of impacted ureteric stones

Phan Y¹, Al-Nabulsi Z¹, Austin T¹, Tanasescu G¹, Rowbotham C¹, Ismail M¹

¹Queen Alexandra Hospital, Portsmouth, United Kingdom

P2-4 Development of a risk calculator to predict spontaneous stone passage in patients with acute ureteric colic

Gao C, Peters M, Jayaraajan K, Manning T, Cashman S, Nambiar A, Cumberbatch M, Lamb B, Peacock A, Van Son M, van Rossum P, Pickard R, Erotocritou P, Smith D, Kasivisvanathan V, Shah T, British Urology Researchers In Surgical Training (BURST) Collaborative Mimic Study Group

¹British Urology Researchers In Surgical Training (BURST) Collaborative MIMIC Study Group, London, United Kingdom, ²Department of Radiation Oncology, Cancer Center, University Medical Center, Utrecht, Netherlands, ³British Urology Researchers In Surgical Training (BURST) Collaborative MIMIC Study Group, London, United Kingdom, ⁴Australian Young Urology Researchers Organisation, Heidelberg, Australia, ⁵British Urology Researchers In Surgical Training (BURST) Collaborative MIMIC Study Group, London, United Kingdom, ⁶British Urology Researchers In Surgical Training (BURST) Collaborative MIMIC Study Group, London, United Kingdom, ⁷University of Sheffield, Academic Urology Unit, United Kingdom, ⁸British Urology Researchers In Surgical Training (BURST) Collaborative MIMIC Study Group, London, United Kingdom, ⁹Information Services Division, University College London (UCL), United Kingdom, ¹⁰Department of Radiation Oncology, Cancer Center, University Medical Center, Utrecht, Netherlands, ¹¹Department of Radiation Oncology, Cancer Center, University Medical Center, Utrecht, Netherlands, ¹²Newcastle University, Department of Urology, United Kingdom, ¹³Whittington Hospital, Department of Urology, London, United Kingdom, ¹⁴UCL Hospital, Department of Urology, London, United Kingdom, ¹⁵British Urology Researchers In Surgical Training (BURST) Collaborative MIMIC Study Group, London, United Kingdom, ¹⁶British Urology Researchers In Surgical Training (BURST) Collaborative MIMIC Study Group, London, United Kingdom, ¹⁷British Urology Researchers In Surgical Training (BURST) Collaborative MIMIC Study Group, London, United Kingdom

P2-5 A mathematical model of renal temperatures during laser lithotripsy

Goldsmith L¹, Williams J², Moulton D², Waters S², Turney B¹

¹Urology Department, The Churchill Hospital, Oxford University Health NHS Foundation Trust, Oxford, United Kingdom, ²University of Oxford, Dept. of Mathematical Institute, United Kingdom



ePosters:

6 minutes per presentation

(3 minutes for Presentation & 3 minutes for Q&A and turnaround)

P2-6 Outcome audit of ureteroscopic stone surgery: Does longer operative time >90mins result in higher risk of sepsis?

Burnhope T¹, Yallappa S¹, El-Hadi M², Nyanhongo D³, Koo V¹

¹Alexandra Hospital, Redditch, United Kingdom, ²Hereford County Hospital, United Kingdom, ³University Hospitals of North Midlands, Stoke, United Kingdom

P2-7 Performing ureteroscopy for stone disease with untreated preoperative asymptomatic bacteriuria does not lead to increased sepsis rates

Daggamseh A¹, Campain N¹, Miller C¹, MacCormick A¹, Dickinson A¹

¹University Hospitals Plymouth NHS Trust, United Kingdom

P2-8 Increased infective complications from manual handheld irrigation verses low pressure gravity flow during endoscopic lithotripsy

Farag M¹, Lawrentschuk N¹, Jack G¹, Bolton D¹

¹Austin Health, Heidelberg, Australia

P2-9 International consensus on classification and standardised reporting of Percutaneous Nephrolithotomy (PCNL) to study and compare different types of PCNLs worldwide

Choong S¹, de la Rosette J², Denstedt J³, Zeng G⁴, Sarica K⁵, Saltirov I⁶, Pal S⁷, Agrawal M⁸, Desai J⁹, Petrik A¹⁰, Mazzon G¹¹, Buchholz N¹², Maroclo M¹³, Gordon S¹⁴, Sridhar A¹

¹Institute Of Urology, London, United Kingdom, ²Istanbul Medipol University, Istanbul, Turkey, ³University of Western Ontario, Ontario, Canada, ⁴First Affiliated Hospital of Guangzhou Medical University, China, ⁵Biruni University, Medical School in Istanbul, Turkey, ⁶Military Medical Academy, Sofia, Bulgaria, ⁷Apollo group of Hospitals & Holy Family Hospital, New Delhi, India, ⁸Global Rainbow Healthcare, Agra, India, ⁹Samved Hospital, Ahmedabad, India, ¹⁰Region Hospital Ceske Budejovice, Prague, Czech Republic, ¹¹San Bassiano Hospital, Bassano del Grappa, Italy, ¹²Sobeh's Vascular & Medical Center, Dubai, United Arab Emirates, ¹³Hospital de Base of the Federal District, Brasilia, Brazil, ¹⁴Epsom & St. Helier University Hospitals NHS Trust, Surrey, United Kingdom

P2-10 The efficacy and safety of the EMS Swiss LithoClast® Trilogy for PCNL: a European multicentre prospective study on behalf of ESUT

Thakare N¹, Tanse F², Saeb-Parsy K¹, Atassi N³, Endriss R³, Kamphuis G⁴, Pèrez Fentes D⁵, Hassan M⁶, Brehmer M⁶, Osther P⁷, Jung H⁷, Turney B⁸, Finch W⁹, Burgess N⁹, Irving S⁹, Liatsikos E¹⁰, Knoll T³, Cauni V², Wiseman O¹

¹Department of Urology, Cambridge University Hospitals NHS Trust, United Kingdom, ²Department of Urology, Colentina Clinical Hospital, Bucharest, Romania, ³Department of Urology, Sindelfingen-Boeblingen Medical Center, Sindelfingen, Germany, ⁴Department of Urology, Amsterdam University Medical Center, Department of Urology, The Netherlands, ⁵Department of Urology, University Hospital Complex of Santiago de Compostela, Spain, ⁶Department of Urology, Danderyds Sjukhus, Stockholm, Sweden, ⁷Department of Urology, Lillebaelt Hospital University of Southern Denmark, Vejle, Denmark, ⁸Department of Urology, Churchill Hospital, Oxford, United Kingdom, ⁹Department of Urology, Norfolk and Norwich University Hospitals NHS Foundation Trust, United Kingdom, ¹⁰Department of Urology, University of Patras, Greece

P2-11 PCNL in the elderly

Raju J¹, Miller S¹, Bodiwala D¹, Ratan H¹, Scriven S¹

¹Nottingham City Hospital, United Kingdom

P2-12 Comparison of super-mini (14 F) Percutaneous Nephrolithotomy (PCNL) and standard PCNL for kidney stones up to 70mm by Patient and Public Involvement (PPI), and Quality of Life (QOL) data for super-mini (14 F) PCNL

Choong S¹, Abboudi H², Celentano G³, Allen C¹, Bilal S¹, Kazantzis G¹, Schoofs F¹, Arumuham V¹, Ramachandran N¹

¹Institute Of Urology, London, United Kingdom, ²Charing Cross Hospital, London, United Kingdom, ³University of Naples, Federico II, Naples, Italy



ePosters:

6 minutes per presentation

(3 minutes for Presentation & 3 minutes for Q&A and turnaround)

P2-13 A single centre's early experience of mini percutaneous nephrolithotomy using the 12Fr MIP-M nephroscope in the treatment of renal calculi

Oliyide A¹, Atayi A¹, Chibuzo I¹, Counsell A¹, Lynch N¹, Gall Z¹, Adeyoju A¹

¹Stepping Hill Hospital, Stockport NHS Foundation Trust, United Kingdom

P2-14 Foley catheter nephrostomy post-PCNL - a simple way to reduce in-patient hospital stay, radiation exposure and cost to the NHS

Kadhim H¹, Havranek E¹, Raza A¹

¹London North West University Healthcare NHS Trust, United Kingdom

P2-15 Ultra-low dose CT KUB - is it the new gold standard for follow up of ureteric calculi?

Kadhim H¹, Gbolahan O¹, Vrentzou E¹, Raza A¹

¹London North West University Healthcare Trust, London, United Kingdom



ePosters:

6 minutes per presentation

(3 minutes for Presentation & 3 minutes for Q&A and turnaround)

ePoster Session 3: Female Urology and Bladder Dysfunction 1

Monday 9 November, 1530-1700, Hall 10

Chairs: **Professor Jean-Jacque Wyndalele & Richard Parkinson**

P3-1 Comprehensive baseline investigations underpin bladder management of babies with myelomeningocele.

Jordan S¹, Corbett H²

¹University of Liverpool, School of Medicine, United Kingdom, ²Alder Hey Children's Hospital, Liverpool, United Kingdom

P3-2 Intermittent catheterisation confers immunity against urethral stricture. Fact or fallacy? Incidence of urethral stricture in Indian SCI patients being treated with clean intermittent catheterisation

GUNAWANT S¹, SUMAN D, NARANG V

¹Indian Spinal Injuries Centre, Hounslow, United Kingdom

P3-3 Anticholinergic drugs and risk of cognitive impairment or dementia in patients with overactive bladder syndrome: a systematic review and meta-analysis

Reekhayee A¹, Mulhem W¹, Salahia S², Hammadeh M¹

¹Queen Elizabeth Hospital Woolwich, London, United Kingdom, ²Faculty of Medicine, Ain Shams University, Cairo, Egypt

P3-4 Can the outcome of intravesical injections of Onabotulinum Toxin A for overactive bladder be predicted from pre-operative urodynamic results?

Aleksejeva K¹, Scrimgeour G¹, Axell R¹, Yasmin H¹, Motan D¹, Unterberg S¹, Pakzad M¹, Hamid R¹, Ockrim J¹, Greenwell T¹

¹University College London Hospitals NHS Ft, United Kingdom

P3-5 Mast cells express the mast cell related G-protein Coupled Receptor X2 (MRGPCRX2) in the urinary bladders of interstitial cystitis/bladder pain syndrome patients: Potential role in the pathogenesis of neurogenic inflammation

Abdelwahab O^{1,2}, Markham H³, Yusuh M¹, Garba K¹, Bodey K³, **Birch B^{3,4}**, Lwaleed B¹

¹School of Health Sciences, Faculty of Environmental and Life Sciences, University of Southampton, United Kingdom, ²Faculty of Medicine, Aswan University, Egypt, ³University Hospital Southampton, United Kingdom, ⁴Faculty of Medicine, University of Southampton, United Kingdom

P3-6 Medical-Grade Manuka Honey inhibits mast cell degranulation by downregulating Protein Kinase-B (Akt) Phosphorylation: Potential role as intravesical agent in the treatment of interstitial cystitis/bladder pain syndrome

Abdelwahab O^{1,2}, Abdalkareem R⁴, Lau L⁴, Yusuh M¹, Garba K¹, **Birch B^{3,4}**, Lwaleed B¹

¹School of Health Sciences, Faculty of Environmental and Life Sciences, University of Southampton, United Kingdom, ²Faculty of Medicine, Aswan University, Egypt, ³University Hospital Southampton, United Kingdom, ⁴Faculty of Medicine, University of Southampton, United Kingdom



ePosters:

6 minutes per presentation

(3 minutes for Presentation & 3 minutes for Q&A and turnaround)

P3-7 Efficacy of intravesical Botulinum Toxin A as a treatment to relieve symptoms in adult patients with interstitial cystitis: a systematic review

Mohamud I¹, Birch B¹

¹University Hospital Southampton, United Kingdom

P3-8 The efficacy of Onabotulinim toxin A in patients with augmentation cystoplasty

Toia B¹, Pakzad M¹, Hamid R¹, Greenwell T¹, Ockrim J¹

¹UCLH, London, United Kingdom

P3-9 Voiding dysfunction and sacral nerve stimulation in men: a ten year follow up review

Jenks J¹, Paras J¹, Greenwell T¹, Ockrim J¹, Pakzad M¹, Hamid R¹

¹University College London Hospitals, United Kingdom

P3-10 The long-term durability and presence of complications of ileal conduit and ileal neobladder urinary diversion post cystectomy: A systematic review and meta-analysis

Browne E¹, Lawrentschuk N², Davis N²

¹Royal College of Surgeons in Ireland, Dublin, Ireland, ²The Austin Hospital, Melbourne, Australia

P3-11 The fate of the remnant bladder following ileal conduit urinary diversion for benign aetiology

Kocadag H¹, Lindsay J¹, Pakzad M¹, Hamid R¹, Ockrim J¹, Greenwell T¹

¹UCLH, London, United Kingdom

P3-12 Iliac fossa or umbilical stoma for mitrofanoff channel formation - Which is the best site?

O'connor E¹, Barratt R¹, Malde S², Raja L¹, Foley C³, Taylor C², Wood D¹, Hamid R¹, Ockrim J¹, Greenwell T¹

¹University College Hospital, London, United Kingdom, ²Guy's and St Thomas's Hospital Trust, London, United Kingdom, ³Lister Hospital, Stevenage, United Kingdom

P3-13 Are mitrofanoff channel outcomes better when made in bladder or neobladder in adults?

O'connor E¹, Barratt R¹, Malde S², Raja L¹, Foley C³, Taylor C², Wood D¹, Hamid R¹, Ockrim J¹, Greenwell T¹

¹University College Hospital, London, United Kingdom, ²Guy's and St Thomas's Hospital Trust, London, United Kingdom, ³Lister Hospital, Stevanage, United Kingdom

P3-14 Robotic-Assisted Bladder Diverticulectomy (RABD): A safe alternative to open approach

Leung L¹, Seth ¹, Gonsalves M¹, Tay A¹, Qazi H¹, Anderson C¹, Issa R¹

¹St George's Hospital NHS Foundation Trust, London, United Kingdom

P3-15 Cystodistension injuries and long-term bladder functional outcomes: a unique case series from medical malpractice

Goldsmith L¹, Eyre D², Reynard J¹

¹Urology Department, The Churchill Hospital, Oxford University Health NHS Foundation Trust, Oxford, United Kingdom, ²Big Data Institute, University of Oxford, United Kingdom



ePosters:

6 minutes per presentation

(3 minutes for Presentation & 3 minutes for Q&A and turnaround)

ePoster Session 4: Renal Cancer, Testis and Sarcoma

Monday 9 November, 1530-1700, Hall 11b

Chair: **David Thomas**

P4-1 Predictors of non-diagnostic renal mass biopsy

Foster L¹, Curry D¹, Tanabalan C¹, Bretherton J¹, Tripathi S¹, Hughes-Hallet A², Neves J¹, Ramachandran N², Grant L¹, Walkden M², Patki P¹, Mumtaz F¹, Tran M¹, Bex A¹, Barod R¹
¹Royal Free Hospital, London, United Kingdom, ²University College London Hospital, United Kingdom

P4-2 Image guided biopsy in oncocytic small renal masses (<4cm): Improving diagnostic performance using copy number variation analysis and molecular inversion genetic technology

Hamid S, **Wael A**¹, Hislop R, Opkara R, Aslam Z, Ragupathy S, Nabi G
¹University of Dundee, United Kingdom

P4-3 Selection of renal tumours for robotic partial nephrectomy

Rahem A¹, Bromage S
¹Tameside General Hospital, United Kingdom

P4-4 Microwave ablation for T1 renal masses – a safe and effective treatment in a UK cohort of 113 patients

John J¹, Anderson M¹, Dutton T¹, Stott M¹, Crundwell M¹, Gemmell A¹, Llewellyn R¹, Spiers A¹, Campaign N¹
¹Royal Devon and Exeter NHS Foundation Trust, United Kingdom

P4-5 Outcomes of renal tumours treated by image-guided percutaneous cryoablation: immediate, 3- and 5-year outcomes at a regional centre

Kumar S¹, Lim E², Mandal I², Modi S², Seager M², Neves J², Tran M², Walkden M²
¹University College London, United Kingdom, ²University College London Hospitals NHS Foundation Trust, United Kingdom

P4-6 A Comparison of EAU Guidelines and the EuRECA cryoablation registry: Do the guidelines reflect contemporary practice?

Teichmann D¹, Lagerveld B², Nielsen T³, Breen D⁴, van Strejen M⁵, Garnon J⁵, King A⁴, Keeley Jr F⁶
¹Southmead Hospital, Bristol, United Kingdom, ²OLVG, Dept of Urology, Amsterdam, ³Aarhus University Hospital, Denmark, ⁴Southampton Hospital, ⁵St. Antonius Ziekenhuis Nieuwegein, Netherlands Join institution, Netherlands, ⁶Bristol Urological Institute

P4-7 Cost analysis of renal mass biopsy in cT1 renal cancer

Foster L¹, Curry D¹, Tanabalan C¹, Bretherton J¹, Tripathi S¹, Hughes-Hallet A¹, Neves J¹, Ramachandran N², Grant L¹, Walkden M², Foster L¹, Mumtaz F¹, Tran M¹, Bex A¹, Barod R¹
¹Royal Free Hospital, London, United Kingdom, ²University College London Hospital, United Kingdom



ePosters:

6 minutes per presentation

(3 minutes for Presentation & 3 minutes for Q&A and turnaround)

P4-8 Assessment of the lower ureteric excision technique associated oncological outcomes for upper tract urothelial carcinoma: retrospective, interim analysis from the Scottish Renal Cancer Network

Blackmur J^{1,2}, Chew E^{2,3}, Trail M², Brodie K⁴, Santoni N⁵, Rodger F⁶, Randall S^{7,8}, Little B⁶, Janjua K⁴, Riddick A^{2,9}, O'Connor K^{2,10}, McNeill A², Phipps S², Stewart G^{2,9,11}, Leung S², Oades G⁸, Clark R⁶, Wilson I⁵, Chapman A⁴, Laird A^{1,2}

¹IGMM, University of Edinburgh, United Kingdom, ²Department of Urology, NHS Lothian, Edinburgh, United Kingdom, ³College of Medicine, University of Edinburgh, United Kingdom, ⁴Department of Urology, NHS Fife, Kirkcaldy, United Kingdom, ⁵Department of Urology, NHS Highland, Inverness, United Kingdom, ⁶Department of Urology, NHS Ayrshire and Arran, Ayr, United Kingdom, ⁷College of Medicine, University of Glasgow, United Kingdom, ⁸Department of Urology, NHS Greater Glasgow and Clyde, Glasgow, United Kingdom, ⁹Department of Urology, Addenbrooke's Hospital, Cambridge, United Kingdom, ¹⁰Department of Urology, Cork University Hospital, Republic of Ireland, ¹¹Department of Surgery, University of Cambridge, United Kingdom

P4-9 Robotic Retroperitoneal Lymph Node Dissection(R-RPLND) and single dose adjuvant carboplatin for low volume clinical stage 2 seminoma (CS2S) - 3-year outcomes.

Nicol D^{1,2}, Huddart R^{1,2}, Reid A¹, Hazell S¹, Mayer E^{1,3}

¹Royal Marsden Hospital/Institute of Cancer Research, London, United Kingdom, ²Institute of Cancer Research, London, United Kingdom, ³Imperial College, London, United Kingdom

P4-10 Non-germ cell testicular tumours: the 22-year experience of a Tertiary Centre

Quirke K¹, **Bastianpillai C**¹, Chaudhri S, Viney R¹

¹Queen Elizabeth Hospital Birmingham, United Kingdom

P4-11 Comparison of computed tomography and magnetic resonance imaging to classify bosniak cysts during surveillance

Lucocq J¹, Nabi G¹

¹Ninewells Hospital, Dundee, United Kingdom

P4-12 SPARE: the new nephrometry score. How it compares to established systems in a contemporary retroperitoneal robotic partial nephrectomy series

Crockett M¹, Whiting D¹, Whitehurst L¹, Giona S¹, Agag A¹, Malki M¹, Hussain M¹, Barber N¹

¹Frimley Park Hospitals Nhs Foundation Trust, United Kingdom

P4-13 Complications after radical nephrectomy for renal cell carcinoma according to age: analysis from the British Association of Urological Surgeons Nephrectomy Audit

Whiting D¹, Hamdoon M¹, Fowler S², Challacombe B³, Napier-Hemy R⁴, Sriprasad S¹

¹Darent Valley Hospital, Dartford, United Kingdom, ²British Association of Urological Surgeons, ³Guy's and St Thomas' NHS Foundation Trust, London, United Kingdom, ⁴Manchester Royal Infirmary, United Kingdom

P4-14 Ace in the hole: Managing intractable chylous ascites following laparoscopic nephrectomies

Panwar P¹, Kumar A²

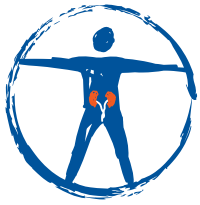
¹Max Superspeciality Hospital Saket, Delhi, India, ²Max Superspeciality Hospital Saket, Delhi, India

P4-15 Validation of GRANT score within US population-based cancer database to predict the survival in surgically treated renal cell carcinoma

Elhadi M¹, Ahmed H¹, Elhadi A¹, Khaled A¹

¹Faculty of Medicine, University of Tripoli, Libya





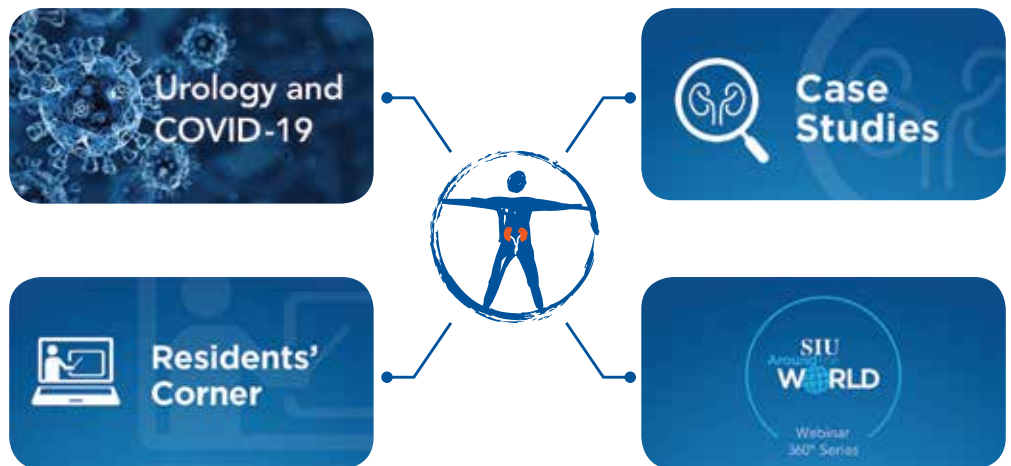
SIU
ACADEMY[®]
e-learning and more

SIU Academy[®] features some of the most timely eLearning materials in Urology!

Not an SIU Member*?

Register on SIU Academy[®] or benefit from
a library of open-access content.

New content includes:



**COMING
SOON**



**BENCH to
BEDSIDE**
URO-ONCOLOGY
GU CANCER TRIAD



Bench to Bedside (B2B) Uro-oncology: GU Cancer Triad

Scientific Programme Committee: **Peter Black**, Chair
Canada

Christopher Evans, United States
Peter Hammerer, Germany
Simon Tanguay, Canada

*SIU membership is free for residents and fellows, and grants them access to the entirety of SIU Academy content. If you are a resident or would like to register your resident(s) to SIU, go to: www.siu-urology.org/society/join-siu



Visit siu-urology.org for more details!

in f  #SIUACADEMY

ePosters:

6 minutes per presentation

(3 minutes for Presentation & 3 minutes for Q&A and turnaround)

ePoster Session 5: Female Urology and Bladder Dysfunction 2

Tuesday 10 November, 1200-1300, Hall 6

Chairs: **Tamsin Greenwell & Mo Belal**

P5-1 Patient-reported urinary incontinence following radical prostatectomy for prostate cancer and its association with undergoing incontinence surgery: a national population-based study.

Parry M¹, Nossiter J², Cowling T¹, Sujenthiran A², Berry B¹, Aggarwal A³, Cathcart P⁴, Payne H⁵, Clarke N⁶, Skolarus T⁷

¹London School of Hygiene and Tropical Medicine, United Kingdom, ²The Royal College of Surgeons of England, London, United Kingdom, ³Guy's & St Thomas' NHS Foundation Trust, London, United Kingdom, ⁴King's College London, United Kingdom, ⁵University College London Hospitals, United Kingdom, ⁶The Christie & Salford Royal NHS Foundation Trusts, Manchester, United Kingdom, ⁷University of Michigan, USA

P5-2 5-year experience on the Adjustable Transobturator Male System (ATOMS®) in UK men with stress urinary incontinence

Yang B¹, Kowalski P¹, Jelley C¹, Foley S¹

¹Royal Berkshire Hospital, Reading, United Kingdom

P5-3 The treatment of Urorectal Fistulation (URF) due to crohn's disease

Ivaz S¹, Bugeja S¹, Frost A¹, Jeffrey N¹, Dragova M¹, Andrich D¹, Mundy A¹

¹University College London Hospitals NHS Foundation Trust, London, United Kingdom

P5-4 Urosymphyseal Fistulation (USF) after the treatment of prostate cancer

Ivaz S¹, Bugeja S¹, Frost A¹, Jeffrey N¹, Dragova M¹, Lomiteng A¹, Andrich D¹, Mundy A¹

¹University College London Hospitals NHS Foundation Trust, London, United Kingdom

P5-5 Managing female stress urinary incontinence in a meshless world

Ragab M¹, Mistry K¹, Caygill P¹, Davies M¹

¹Salisbury District Hospital, United Kingdom

P5-6 "Mesh free" mid urethral sling for female stress urinary incontinence: a prospective study

Prasad V¹, Tyagi V¹, Iyer S¹, Saurav K¹, Prashanth Y¹, Kumar N¹, Vasudeva P¹

¹VMMC & Safdarjung Hospital, New Delhi, India

P5-7 Autologous mid-urethral fascial sling for stress urinary incontinence: Long-term outcomes

Malthouse T¹, Rudd I¹, Moore J¹

¹East Sussex Healthcare NHS Trust, Eastbourne, United Kingdom

P5-8 The incidence and management of urinary incontinence in patients with urethral diverticulum

Barratt R¹, Unterberg S¹, Dunford C¹, Nadeem M¹, Pakzad M¹, Hamid R¹, Ockrim J¹, Greenwell T¹

¹University College London Hospital, United Kingdom



ePosters:

6 minutes per presentation

(3 minutes for Presentation & 3 minutes for Q&A and turnaround)

P5-9 A tertiary experience of genito-urinary fistula repair in women

Downey A¹, Hillary C¹, Osman N¹, Inman R¹, Chapple C¹

¹Royal Hallamshire Hospital, Sheffield, United Kingdom

P5-10 The learning curve for vesico-vaginal fistula (VVF) repair

Calleja Hermosa P¹, **Nadeem M**¹, Barratt R¹, Pakzad M¹, Hamid R¹, Ockrim J¹, Greenwell T¹

¹University College London Hospitals, United Kingdom



ePosters:

6 minutes per presentation

(3 minutes for Presentation & 3 minutes for Q&A and turnaround)

ePoster Session 6: Andrology, Penile Cancer and Reconstruction

Tuesday 10 November, 1400-1530, Hall 4

Chairs: **Trinity Bivalacqua & Arie Parnham**

- P6-1 Penile necrosis requiring total phallic reconstruction following insertion of penile prosthesis**
Lee W¹, Assiri H¹, Reid T¹, Christopher N¹, Ralph D¹
¹University College London Hospitals NHS Foundation Trust, United Kingdom
- P6-2 Corpora cavernosa reconstruction for penile prosthetics surgery using a lightweight mesh: a viable alternative? A single center experience.**
Venturino L¹, Lee W¹, Assiri H¹, Cakir O¹, Chiriaco G¹, Schlager D¹, Castiglione F¹, Christopher N¹, Ralph D¹
¹UCLH, London, United Kingdom
- P6-3 Penile length loss during nesbit-type surgery – A prospective study**
Harrison J¹, Akiboye D¹, Patel P¹, Watkin N¹
¹Epsom And St Helier University Hospitals, United Kingdom
- P6-4 UK practice for penile prosthesis surgery – baseline analysis of the BAUS Penile Prosthesis Audit**
Muneer A^{1,2,3}, Fowler S⁶, Ralph D¹, Summerton D^{4,6}, Rees R^{1,5}
¹University College London Hospital, United Kingdom, ²NIHR Biomedical Research Centre UCLH, London, United Kingdom, ³Division of Surgery and Interventional Science, London, United Kingdom, ⁴University Hospitals Leicester NHS Trust, United Kingdom, ⁵University Hospitals Southampton NHS Trust, United Kingdom, ⁶British Association of Urological Surgeons, London, United Kingdom
- P6-5 Surgical management of adult acquired buried penis with concurrent lichen sclerosis: 10-year experience**
Hong M¹, Mann H¹, Anderson P¹
¹Dudley Group NHS Foundation Trust, United Kingdom
- P6-6 Survival of node positive penile cancer patients who relapsed following definitive treatment**
Crawford R¹, Afshar M¹, Toomey D¹, Ager M¹, Ayres B¹, Watkin N¹
¹St George's Hospital, London, United Kingdom
- P6-7 Investigating the use of Indocyanine Green (ICG) to detect sentinel lymph nodes in penile cancer – an eUROGEN feasibility study**
Alnajjar H¹, Cakir O¹, Pozzi E¹, Venturino L¹, Muneer A^{1,2,3}
¹University College London Hospitals, United Kingdom, ²NIHR Biomedical Research Centre University College London Hospitals, United Kingdom, ³Division of Surgery and Interventional Science, UCL, United Kingdom
- P6-8 Predictive Factors for Local Recurrence (LR) and Cancer-Specific Survival (CSS) – an eUROGEN risk stratification for Grade 2 and Grade 3 tumours**
Pozzi E¹, Cakir O², Hadway P², Nigam R³, Freeman A³, Alnajjar H², Muneer A^{2,4,5}
¹Division of Experimental Oncology/Unit of Urology, URI, IRCCS Ospedale San Raffaele, Milan, Italy, ²Institute of Andrology, University College London Hospital, United Kingdom, ³Department of Pathology, University College London Hospital, United Kingdom, ⁴NIHR Biomedical Research Centre UCLH, London, United Kingdom,



ePosters:

6 minutes per presentation

(3 minutes for Presentation & 3 minutes for Q&A and turnaround)

⁵Division of Surgery and Interventional Science UCL, London, United Kingdom

P6-9 One approach three techniques: The ventral approach to the bulbar urethra in a high-volume UK tertiary referral centre

Itam S¹, Anderson P¹

¹Russells Hall Hospital, Dudley, United Kingdom

P6-10 Two-year outcomes of a paclitaxel-coated balloon for treatment of male bulbar urethral stricture

Kayes O¹, Jordan G²

¹St James Hospital, Leeds, United Kingdom, ²Devine-Jordan Center, Virginia Beach, USA

P6-11 Implantation of an Artificial Urinary Sphincter (AUS) In patients with Bladder Neck Contracture (BNC) or Prostatic Stenosis (PS) managed endoscopically. Is it safe?

Bugeja S¹, Ivaz S¹, Frost A¹, Jeffrey N¹, Dragova M¹, Andrich D¹, Mundy A¹

¹University College London Hospitals NHS Foundation Trust, London, United Kingdom

P6-12 Microdissection OncoTESE (micro-oncoTESE) in azoospermic men with suspected testicular cancer: Analysis of outcomes from an eUROGEN centre

Kaul A¹, Alnajjar H¹, Katelaris A¹, Haider A², Freeman A², Muneer A^{1,3,4}

¹Institute of Andrology, Department of Urology, University College London Hospital, United Kingdom, ²Department of Pathology, University College London Hospital, United Kingdom, ³NIHR Biomedical Research Centre, London, United Kingdom, ⁴Division of Surgery and Interventional Science, UCL, London, United Kingdom

P6-13 Emergency sperm and spermatogonial stem cell retrieval in oncological context

Micol L¹, Adenubi F¹, Lane S², Williamson E¹, **Sangster P¹**

¹UCLH, London, United Kingdom, ²Oxford University Hospitals, United Kingdom

P6-14 Does hormonal stimulation therapy have a role in inducing sperm production in azoospermic men with hypogonadotropic and hypergonadotropic hypogonadism?

Tharakan T¹, **Foran D¹**, Maynard W¹, Vyas L¹, Ramsay J¹, Jayasena C¹, Minhas S¹

¹Imperial College London, United Kingdom

P6-15 Does Micro-TESE result in hypogonadism?

Wardak S¹, Assiri H¹, Yap T², Ralph D¹, Shabbir M², Sangster P¹

¹University College London Hospitals, United Kingdom, ²Guy's and St Thomas' NHS Foundation Trust, London, United Kingdom



ePosters:

6 minutes per presentation

(3 minutes for Presentation & 3 minutes for Q&A and turnaround)

ePoster Session 7: History of Urology

Tuesday 10 November, 1400-1500, Hall 10

Chairs: **Dominic Hodgson & Jonathan Goddard**

P7-1 The evolution of the management of urethral injury

Ivaz S¹, Bugeja S¹, Frost A¹, Jeffery N¹, Dragova M¹, Mundy A¹

¹UCLH, London, United Kingdom

P7-2 Natural 'Stone breakers'

Reekhaye A¹, Sriprasad S²

¹Queen Elizabeth Hospital Woolwich, London, United Kingdom, ²Darent Valley Hospital, Dartford, United Kingdom

P7-3 The evolution of urethroplasty for urethral strictures

Ivaz S¹, Bugeja S¹, Frost A¹, Jeffery N¹, Dragova M¹, Mundy A¹

¹UCLH, London, United Kingdom

P7-4 Dogs - Urology's best friend

Sarmah P¹, Donati-Bourne J²

¹Sandwell and West Birmingham Hospitals NHS Trust, United Kingdom, ²Shrewsbury and Telford Hospitals NHS Trust, United Kingdom

P7-5 The Lithotomists - La famille Colot

Kailavasan M¹, Wharton I¹

¹University Hospitals of Coventry & Warwickshire, United Kingdom

P7-6 The self-lithotomy of Jan de Doot - Blacksmith, heal thyself

Beebe J¹, Wharton I²

¹University of Warwick Medical School, Coventry, United Kingdom, ²University Hospitals of Coventry & Warwickshire, United Kingdom

P7-7 John Elderton - The man behind the lithotrite?

Warner R¹, O'Dell F¹, Miller M¹

¹Northampton General Hospital, United Kingdom

P7-8 Paraffin to Bulkamid™ and everything in between: 100 years of injectables for the treatment of stress urinary incontinence

Mistry K¹, Ragab M¹, Caygill P¹, Davies M¹

¹Salisbury District Hospital, United Kingdom

P7-9 All Saints' Hospital: 100 years on, lost but not forgotten

Bedi N¹

¹Chelsea and Westminster Hospital, London, United Kingdom

P7-10 Trends in Urology: The past, present and future of BAUS Annual Meeting

Prattley S¹, Heald H, Narahari K¹

¹University Hospital Cardiff, United Kingdom



ePosters:

6 minutes per presentation

(3 minutes for Presentation & 3 minutes for Q&A and turnaround)

ePoster Session 8: General Urology – BPH/LUTS

Tuesday 10 November, 1400-1515, Hall 6

Chairs: **Toby Page & Matthew Liew**

- P8-1** **Quality of life with pharmacological treatment in patients with benign prostatic enlargement: Results from the evolution European prospective multicenter multi-national registry study**
Bhatt N¹, Davis N², Witjes W³, Bjartell A⁴, Caris C³, Patel A⁵, de la Taille A⁶, Tubaro A⁷
¹Queen Elizabeth Hospital, King's Lynn, United Kingdom, ²Beaumont Hospital, Dublin, Ireland, ³EAU Research Foundation, Arnhem, Netherlands, ⁴Lund University, Skane Hospital, Malmö, Sweden, ⁵Spire London East Hospital, United Kingdom, ⁶Assistance Publique des Hopitaux de Paris, Créteil, France, ⁷Sant'Andrea Hospital, Rome, Italy
- P8-2** **Patient outcomes following use of combination therapy for trial without catheter in acute urinary retention patients in a pre-treated population**
Khela A¹, Khan K², During V²
¹City Hospital Birmingham, United Kingdom, ²New Cross Hospital, Wolverhampton, United Kingdom
- P8-3** **Is the widespread use of anticoagulation and antiplatelets causing avoidable postoperative bleeding in Urology patients necessitating additional hospital visits?**
Phillips E¹, Yao M¹, Folkard S¹, Rajagopalan A¹, Varga B¹, Kommu S¹, Shotri N¹
¹Kent and Canterbury Hospital, United Kingdom
- P8-4** **Why one should STOP-Bang (in the urology clinic)?**
Santiapillai J¹, Tadtayev S¹, Arumainayagam N¹, Murray P¹, Yeong K¹
¹Ashford and St Peters Hospitals NHS Foundation Trust, United Kingdom
- P8-5** **Do residual volumes in men with chronic urinary retention predict outcome of TURP?**
Thakare N¹, Sinha A¹, El Sheikh S¹, Singh P¹, Mishra V¹
¹Royal Free London NHS Foundation Trust, United Kingdom
- P8-6** **A closed looped audit: Reducing catheter-related morbidity and improving TURP waiting times in line with GIRFT recommendations**
Lam A¹, Saaid S¹, Wong K¹, Nitkunan T¹
¹Epsom and St Helier University Hospitals NHS Trust, United Kingdom
- P8-7** **Early experience of primary transurethral water vapour treatment (Rezüm[®]) for symptomatic benign prostatic hyperplasia: an analysis of 332 consecutive patients**
Shanmugathas N¹, Khoo C¹, Connor M¹, Eldred-Evans D¹, Ho C¹, Mahmood A¹, Nokhodchi S¹, Ting A¹, Rai A¹, Hosking-Jervis F¹, Reddy D¹, Tanaka M¹, Shah T¹, Rakauskas A¹, Winkler M¹, Agarwal S¹, El-Husseiny T¹, Ahmed H¹
¹Imperial College NHS Trust, London, United Kingdom



ePosters:

6 minutes per presentation

(3 minutes for Presentation & 3 minutes for Q&A and turnaround)

P8-8 Real-world outcomes demonstrate the Prostatic Urethral Lift (PUL) is safe and effective for a broad range of patients

Rochester M¹, Eure G², Gange S³, Barber N⁴, Grier D⁵

¹Norfolk and Norwich University Hospital, United Kingdom, ²Urology of Virginia, USA, ³Summit Urology Group, Salt Lake City, USA, ⁴Frimley Park Hospital, United Kingdom, ⁵Sound Urological Associates, Edmonds, USA

P8-9 HoLEP in men with catheter-dependent urinary retention: Does early surgical intervention result in better outcome?

Thakare N¹, Maw J¹, Stewart G¹, Aho T¹

¹Addenbrooke's Hospital, Cambridge, United Kingdom

P8-10 Erectile function following surgery for benign prostatic hyperplasia: a systematic review and network meta-analysis of randomised-controlled trials

Light A^{1,2}, Jabarkhyl D³, Elhage O⁴, Dasgupta P⁴

¹Department of Surgery, University of Cambridge, Addenbrooke's Hospital, United Kingdom, ²Bedford Hospital NHS Trust, United Kingdom, ³GKT School of Medical Education, King's College London, United Kingdom, ⁴Department of Urology, Guy's and St. Thomas' NHS Foundation Trust, London, United Kingdom

P8-11 A true day-case bi-polar Trans-urethral Resection of the Prostate (TURP) with same day Trial Without Catheter (TWOC): Is it possible?

Siddiqui Z¹, Ehsanullah S², Bruce A², Pailing A², Madathilethu S², Dhanasekaran A²

¹Alexandra Hospital, Redditch, United Kingdom, ²City Hospital, Birmingham, United Kingdom

P8-12 Can bladder outflow surgery be safely combined with cystolitholapaxy?

Jelley C¹, Hutchinson L¹, Gray R¹

¹Wycombe Hospital, United Kingdom



ePosters:

6 minutes per presentation

(3 minutes for Presentation & 3 minutes for Q&A and turnaround)

ePoster Session 9:

Prostate Cancer 1 - Optimising Diagnostics

Tuesday 10 November, 1400-1515, Hall 11a

Chair: **Alberto Briganti**

P9-1 Prostate cancer screening, are we there yet? Results from the largest UK community-based PSA screening event

Al-Hammouri T¹, Charlesworth P¹, Jones A¹, Blick C¹

¹Royal Berkshire Hospital NHS Foundation Trust, Reading, United Kingdom

P9-2 Ethnic variations in prostate cancer (PCa): The characteristics of prostate cancer in men of South Asian (SA) origin compared with caucasian men in the United Kingdom.

Srirangam S¹, Taylor C¹, Otete H¹

¹East Lancashire Hospitals NHS Trust, United Kingdom

P9-3 Clinical utility and cost-modelling of the PHI test to triage referrals into UK image based diagnostic services for suspected prostate cancer: The PRIM (Phi to Refine Mri) multi-centre study

Gnanapragasam V¹, **Boxall N²**, George A², Archer P³, Aning J⁴, McCracken S⁵, Page T⁶, Starling L², Kim L¹

¹University of Cambridge, United Kingdom, ²Cambridge University Hospitals NHS Trust, ³Southend Hospital, ⁴North Bristol NHS Trust, ⁵Sunderland Royal Infirmary, ⁶Newcastle upon Tyne NHS Trust,

P9-4 Risk stratification for prostate cancer management: value of the Cambridge Prognostic Group classification for assessing treatment allocation.

Parry M¹, Cowling T¹, Sujenthiran A², Nossiter J², Berry B¹, Cathcart P³, Aggarwal A⁴, Payne H⁵, van der Meulen J¹, Clarke N⁶, Gnanapragasam V⁷

¹London School of Hygiene and Tropical Medicine, London, United Kingdom, ²The Royal College of Surgeons of England, London, United Kingdom, ³Guy's and St Thomas' NHS Foundation Trust, London, United Kingdom, ⁴King's College London, United Kingdom, ⁵University College London Hospitals, United Kingdom, ⁶The Christie NHS Foundation Trust and Salford Royal NHS Foundation Trust, Manchester, United Kingdom, ⁷University of Cambridge, United Kingdom

P9-5 Medium term outcomes in men with a non-suspicious mpMRI within the RAPID pathway

Bertoncelli Tanaka M², Eldred-Evans D¹, Bass E¹, Connor M¹, Hosking-Jervis F¹, Reddy D¹, Bhola-Stewart H², Powell L³, Natarajan M³, Lee J³, Sri D³, Ahmad S⁴, Joshi S⁵, Pegers E⁵, Patel A⁶, Sahadevan K⁶, Wong K⁴, Tam H², Hrouda D², Winkler M², McCracken S⁶, Qazi H³, Gordon S⁴, Ahmed H^{1,2}

¹Imperial College London, London, United Kingdom, ²Imperial College Healthcare NHS Trust, London, United Kingdom, ³St George's University Hospitals NHS Foundation Trust, London, United Kingdom, ⁴Epsom and St Helier University Hospitals, London, United Kingdom, ⁵RM Partners: West London Cancer Alliance, London, United Kingdom, ⁶Sunderland Royal Hospital, United Kingdom

P9-6 The best-timed pathway for suspected prostate cancer: an audit of outcomes following introduction of straight-to-mpMRI referrals

Zhang Y¹, Oliyide A¹, Martin L¹, Dyer J¹

¹Stepping Hill Hospital, Stockport, United Kingdom



ePosters:

6 minutes per presentation

(3 minutes for Presentation & 3 minutes for Q&A and turnaround)

P9-7 The clinical and financial implications of a decade of prostate biopsies in the NHS - interrogation of the Hospital Episode Statistics (HES) Data 2008-2019

Tamhankar A¹, El Taji O¹, Vasdev N¹, Foley C¹, Popert R², Adshead J¹

¹Lister Hospital, Stevenage, United Kingdom, ²Guys Hospital, London, United Kingdom

P9-8 Comparison of complications after transrectal and transperineal prostate biopsy: a national population-based study

Berry B^{1,2}, Parry M^{1,2}, Sujenthiran A¹, Nossiter J¹, Cowling T², Aggarwal, Ajay A⁴, Cathcart P⁵, Payne H⁶, Clarke N³, van der Meulen J^{1,2}

¹Clinical Effectiveness Unit, Royal College of Surgeons of England, London, United Kingdom, ²Department of Health Services Research and Policy, London School of Hygiene and Tropical Medicine, London, United Kingdom, ³The Christie and Salford Royal Hospitals Manchester NHS Foundation Trust, United Kingdom, ⁴Department of Cancer Epidemiology, Population, and Global Health, King's College London, United Kingdom, ⁵Department of Urology, Guy's and St Thomas' NHS Foundation Trust, London, United Kingdom, ⁶Department of Oncology, University College London Hospitals NHS Foundation Trust, London, United Kingdom

P9-9 Clinical utility of non-targeted systematic prostate biopsies in patients undergoing pre-biopsy mpMRI from a multicentre series of 2,350 patients

Connor M¹, Eldred-Evans D¹, Bertonecelli Tanaka M^{1,2}, Reddy D¹, Bass E¹, Hoskings-Jervis F¹, Bholra-Stewart H², Powell L³, Natarajan M³, Lee J³, Sri D³, Ahmad S⁴, Jochi S⁵, Pegers E⁵, Patel A⁶, Sahadevan K⁶, Wong K⁴, Tam H², Hrouda D², Winkler M², McCracken S⁶, Gordon S⁴, Qazi H³, Ahmed H^{1,2}

¹Imperial College London, United Kingdom, ²Imperial College Healthcare NHS Trust, London, United Kingdom, ³St. George's University Hospitals NHS Foundation Trust, London, United Kingdom, ⁴Epsom and St Helier University Hospital, London, United Kingdom, ⁵RM Partners: West London Cancer Alliance, United Kingdom, ⁶Sunderland Royal Hospital, London, United Kingdom

P9-10 Do concomitant systematic biopsies add to fusion targeted biopsies in the diagnosis and management of clinically significant prostate cancer?

Thompson A¹, Eguru V², Moosa S², Ng Y²

¹Royal Glamorgan Hospital, United Kingdom, ²Prince Philip Hospital, United Kingdom

P9-11 Cognitively targeted, freehand, local anaesthetic trans-perineal prostate biopsies are an inexpensive and highly effective method for sampling targets on MRI: The Altnagelvin Technique

Sharma A¹, Subin F¹, Mulholland C¹

¹Craigavon Area Hospital, United Kingdom

P9-12 Preoperative prediction of extra capsular extension on final specimen utilising mpMRI and PSA density: Results from a series of 1421 robotic assisted radical prostatectomy specimens

Quraishi M¹, Osman B¹, Stanowski M², Latif E², Morrison I², Kommu S², Streeter E², Eddy B²

¹Eastbourne District General Hospital, United Kingdom, ²Kent & Canterbury Hospital, United Kingdom



ePosters:

6 minutes per presentation

(3 minutes for Presentation & 3 minutes for Q&A and turnaround)

ePoster Session 10: Prostate Cancer – Optimising Treatment

Tuesday 10 November, 1545-1700, Hall 10

Chairs: **Nicholas Mottet & Deriya Tilki**

P10-1 Selecting patients with intermediate-risk prostate cancer for active surveillance: Does MRI have a role?

Stonier T^{1,2}, Tin A³, Jibara G², Vickers A³, Fine S², Vargas H², Eastham J²

¹Department of Urology, St. George's Hospital, London, United Kingdom, ²Department of Surgery (Urology Service), Memorial Sloan Kettering Cancer Center, New York, USA, ³Department of Epidemiology and Biostatistics, Memorial Sloan Kettering Cancer Center, New York, USA

P10-2 Radical prostatectomy for Gleason 3+3 prostate cancer; who, how and why? Analysis of the British Association of Urological Surgeons complex operations database.

John J¹, Pascoe J¹, Fowler S², Walton T³, Johnson M⁴, Aning J⁵, Challacombe B^{2,6}, Dickinson A^{2,7}, McGrath J^{1,2}

¹Royal Devon and Exeter NHS Foundation Trust, United Kingdom, ²British Association of Urological Surgeons, London, United Kingdom, ³Nottingham University Hospitals NHS Trust, United Kingdom, ⁴Newcastle Upon Tyne NHS Foundation Trust, United Kingdom, ⁵North Bristol NHS Trust, United Kingdom, ⁶Guy's and St Thomas' NHS Foundation Trust, London, United Kingdom, ⁷University Hospitals Plymouth, United Kingdom

P10-3 A multicentre cost-effectiveness and Patient Reported Outcome Measures (PROM) comparison study between laparoscopic and robotic assisted radical prostatectomy

Good D¹, Stoddart A⁴, Challacombe B³, Cahill D², McNeill A¹

¹Department of Urology, Western General Hospital, NHS Lothian, Edinburgh, United Kingdom, ²Royal Marsden Hospital, London, UK, ³Guy's and St Thomas' NHS Trust, London, UK, ⁴Edinburgh Clinical Trials Unit, University of Edinburgh, UK

P10-4 Assessment of learning curve for robot assisted laparoscopic prostatectomy on real time basis with case by case evaluation of perioperative outcomes

Tamhankar A¹, Hampson A¹, **Noel J**¹, El-Taji O¹, Arianayagam R¹, Boustead G¹, McNicholas T¹, Lane T¹, Adshead J¹, **Vasdev N**¹

¹Lister Hospital, Stevenage, United Kingdom

P10-5 Benchmarking radical prostatectomy – analysis of the British Association of Urological Surgeons national database for radical prostatectomy.

John J¹, Pascoe J¹, Fowler S², Walton T³, Johnson M⁴, Aning J⁵, Challacombe B⁶, Dickinson A^{2,7}, McGrath J^{1,2}

¹Royal Devon And Exeter NHS Foundation Trust, United Kingdom, ²British Association of Urological Surgeons, London, United Kingdom, ³Nottingham University Hospitals, United Kingdom, ⁴The Newcastle Upon Tyne Hospitals NHS Foundation Trust, United Kingdom, ⁵North Bristol NHS Trust, United Kingdom, ⁶Guy's and St Thomas' NHS Foundation Trust, London, United Kingdom, ⁷University Hospitals Plymouth, United Kingdom

P10-6 Evaluating open radical prostatectomy in the era of centralisation and the robot - analysis of the British Association of Urological Surgeons complex operations database.

John J¹, Pascoe J¹, Fowler S², Walton T³, Johnson M⁴, Aning J⁵, Challacombe B^{2,6}, Dickinson A^{2,7}, McGrath J^{1,2}

¹Royal Devon and Exeter NHS Foundation Trust, United Kingdom, ²British Association of Urological Surgeons, London, United Kingdom, ³Nottingham University Hospitals NHS Trust, United Kingdom, ⁴Newcastle Upon Tyne Hospitals NHS Foundation Trust, United Kingdom, ⁵North Bristol NHS Trust, United Kingdom, ⁶Guy's and St Thomas' NHS Foundation Trust, London, United Kingdom, ⁷Plymouth University Hospitals, United Kingdom



ePosters:

6 minutes per presentation

(3 minutes for Presentation & 3 minutes for Q&A and turnaround)

P10-7 Retzius sparing technique leads to improved early continence recovery and better quality of life after robot-assisted radical prostatectomy: a multi-centre series of over 400 men

Tan W¹, Eden D², Eden C³, Cahill D⁴, Sooriakumaran P¹

¹University College London, UK, ²Carbit Health, London, UK, ³Royal Surrey County Hospital, UK, ⁴Royal Marsden Hospital, London, UK

P10-8 Exercise-induced attenuation of treatment side-effects in newly diagnosed prostate cancer patients beginning androgen deprivation therapy: a randomised controlled trial

Ndjavera W¹, Orange S², O'Doherty A², Leicht A³, Rochester M¹, Mills R¹, Saxton J^{2,4}

¹Norfolk & Norwich University Hospital, United Kingdom, ²Department of Sport, Exercise and Rehabilitation, Faculty of Health and Life Sciences, Northumbria University, Newcastle, United Kingdom, ³Sport and Exercise Science, College of Healthcare Sciences, James Cook University, Townsville, Australia, ⁴Norwich Medical School, Faculty of Medicine and Health Sciences, Norwich Research Park, University of East Anglia, United Kingdom

P10-9 Does big mean bad? The correlation between prostate cancer tumour volume and oncological outcomes

Raison N¹, Bertonecelli M¹, Shah T¹, Servian P¹, Ahmed H^{1,2}, Winkler M^{1,2}

¹Imperial College Healthcare NHS Trust, London, United Kingdom, ²Imperial College London, United Kingdom

P10-10 Prostate cancer quality of life following surgery: an insight into outcomes from a range of secondary treatments

Good D¹, Thompson L³, Stewart J², Law A², McLaren D², Malik J², Alhasso A¹, McNeill A¹

¹Department of Urology, Western General Hospital, NHS Lothian, Edinburgh, United Kingdom, ²Department of Oncology, Western General Hospital, NHS Lothian, Edinburgh, United Kingdom, ³University of Edinburgh, United Kingdom

P10-11 Late genitourinary toxicity following curative intent intensity-modulated radiotherapy for prostate cancer: A systematic review

David R^{1,2,3,4}, Kahokehr A^{1,2,5}, Lee J^{2,3}, Watson D², O'Callaghan M^{2,3,4}

¹Lyell Mcewin Hospital, Elizabeth Vale, Australia, ²Flinders University, Bedford Park, Australia, ³Department of Urology, Flinders Medical Center, Bedford Park, Australia, ⁴South Australian Prostate Cancer Clinical Outcomes Collaborative, Adelaide, Australia, ⁵University of Adelaide, Discipline of Medicine, Freemasons Foundation Centre for Mens Health, Australia

P10-12 The importance of lymph node location, burden and treatment outcome in metastatic (M1) Hormone-Sensitive Prostate Cancer (HSPC): Analysis from the STAMPEDE trial Arms A and C

Haran A^{1,2}, Ali A², Hambrook T³, Hoyle A^{1,2}, Jain Y³, Brawley C⁴, Amos C⁴, Calvert J⁴, Attard G⁵, Douis H⁶, Parmar M⁴, James N⁷, Sydes M⁴, Clarke N^{1,2}

¹Department of Urology, The Christie and Salford Royal NHS Foundation Trusts, Manchester, ²Genito-urinary Cancer Research Group, Division of Cancer Sciences, The University of Manchester, ³Department of Radiology, The Christie NHS Foundation Trust, Manchester, ⁴MRC Clinical Trials Unit at UCL, Institute of Clinical Trials and Methodology, UCL, London, ⁵UCL Cancer Institute, London, ⁶Department of Radiology, University Hospitals Birmingham NHS Foundation Trust, ⁷Royal Marsden Hospital and Institute of Cancer Research, London,



ePosters:

6 minutes per presentation

(3 minutes for Presentation & 3 minutes for Q&A and turnaround)

ePoster Session 11: Management, Governance, Education and Quality Improvement

Tuesday 10 November, 1545-1700, Hall 6

Chairs: **Rono Mukherjee & John McCabe**

- P11-1 Referral to treatment (RTT) pathway and clinicians' awareness - how small change in practice can make a big difference!**
Mukherjee S¹, Desai R¹, Freeman K¹, Meganathan V¹, Kavia R¹
¹Northwick Park Hospital, United Kingdom
- P11-2 Meeting the 28-day faster diagnosis standard - Rapid Access Prostate Imaging and Diagnosis (RAPID) compared to a standard pathway**
Keskin S², Eldred-Evans D¹, Bertonecchi Tanaka M², Maynard W², Bass E¹, Connor M¹, Reddy D¹, Hosking-Jervis F¹, Bhola-Stewart H², Powell L³, Natarajan M³, Sri D³, Ahmad S⁴, Joshi S⁵, Pegers E⁵, Patel A⁶, Sahadevan K⁶, Wong K⁴, Tam H², Hrouda D², Winkler M², McCracken S⁶, Qazi H³, Gordon S⁴, Ahmed H¹
¹Imperial College London, United Kingdom, ²Imperial College NHS Trust, London, United Kingdom, ³St George's University Hospitals NHS Foundation Trust, London, United Kingdom, ⁴Epsom and St Helier University Hospitals, London, United Kingdom, ⁵RM Partners: West London Cancer Alliance, London, United Kingdom, ⁶Sunderland Royal Hospital, United Kingdom
- P11-3 Five-year outcomes of suspected prostate cancer referrals seen in a nurse led clinic**
Waymont C¹, Kusinski K
¹New Cross Hospital, Wolverhampton, United Kingdom
- P11-4 The role of Physician Associates in urology: Experience from a Tertiary Centre in the UK**
Williams R¹, **Gaines K**¹, **Edwards A**¹, **Al Kadhi O**¹
¹Norfolk and Norwich University Hospitals, United Kingdom
- P11-5 A review of urological training, how many procedures are required to gain competency in core urological procedures?**
Vaggers S¹, Forster L², Morley R³
¹University Hospital Southampton, United Kingdom, ²Royal Free London NHS Foundation Trust, United Kingdom, ³Imperial College Healthcare NHS Trust, London, United Kingdom
- P11-6 Establishing a national cadaveric emergency urology course to increase trainee preparedness for independent on-call practice in the United Kingdom**
Bullock N¹, Cashman S², Armitage J², Biers S², Featherstone J¹, Hughes O¹
¹Department of Urology, University Hospital of Wales, Cardiff, United Kingdom, ²Department of Urology, Addenbrooke's Hospital, Cambridge, United Kingdom
- P11-7 Urology boot camp for medical students: Improving the knowledge and skills of tomorrow's doctors**
Ellis R¹, Ellerington C¹, Henry M¹
¹Royal Derby Hospital, United Kingdom



ePosters:

6 minutes per presentation

(3 minutes for Presentation & 3 minutes for Q&A and turnaround)

- P11-8 Investigating the effectiveness of Shared Medical Appointments (SMA) for prostate cancer survivors after robotic surgical treatment**
Tien T¹, Allchorne P^{1,2}, Briggs K², Hazell E², Fleure L², Green J¹
¹Whipps Cross University Hospital, London, United Kingdom, ²Guys and St. Thomas' NHS Foundation Trust, London, United Kingdom
- P11-9 Chairport - a same day discharge innovation permitting high flow during times of bed occupancy pressures**
Papworth E¹, Jefferies E¹, McFarlane J¹, Phull J¹
¹Royal United Hospital Bath NHS Foundation Trust, United Kingdom
- P11-10 Variations in clinical commissioning of circumcision surgery in England - are there equal standards of care for patients?**
Clark C¹, Coffey D², Hudson-Phillips S³, McCauley N⁴, Desu K⁵, Gaukaner A⁵, Vig S⁵
¹Guys & St Thomas' NHS Trust, London, United Kingdom, ²The Royal London, London, United Kingdom, ³St George's Hospital, London, United Kingdom, ⁴Lister Hospital, Stevenage, United Kingdom, ⁵Croydon University Hospital, London, United Kingdom
- P11-11 National implementation of an evidence-based, stakeholder-driven national Quality Improvement Programme: an update**
To W^{1,2}, Balayah Z¹, Keohane A¹, Khadjesari Z³, Savdalis N¹, Green J^{1,2}
¹King's College London, London, United Kingdom, ²Whipps Cross Hospital, Barts Health London NHS Trust, United Kingdom, ³University of East Anglia, Norwich, United Kingdom
- P11-12 Real world financial benefits of outpatient bladder cancer management using a dual-diode laser**
Syed H¹, Aljoe J¹, Walters U³, Bedi N², Gan C², James P¹, Shamsuddin A², Agrawal S¹
¹Ashford and St Peters Hospitals NHS Foundation Trust, United Kingdom, ²Imperial NHS Trust, Urology, London, United Kingdom, ³Northwick Park Hospital, London, United Kingdom



ePosters:

6 minutes per presentation

(3 minutes for Presentation & 3 minutes for Q&A and turnaround)

ePoster Session 12: Bladder Cancer Diagnosis and Treatment

Tuesday 10 November, 1545-1700, Hall 11a

Chairs: **Nick James & Helena Burden**

P12-1 Development and validation of a next-generation sequencing panel for the non-invasive detection of urothelial bladder cancer utilising common somatic mutations in urine DNA

Ward D¹, Gordon N¹, Baxter L², Wang J³, Ott S², Zeegers M⁴, Cheng K¹, James N¹, Bryan R¹

¹University of Birmingham, United Kingdom, ²University of Warwick, Coventry, United Kingdom, ³University Hospitals Birmingham NHS Foundation Trust, United Kingdom, ⁴Maastricht University, The Netherlands

P12-2 The role of URO17™ biomarker to enhance diagnosis of urothelial cancer - First UK pilot data

Vasdev N¹, Hampson A¹, Agarwal S¹, Swamy R¹, Chilvers M¹, Jahanfard S², Kim N²

¹Lister Hospital, Stevenage, United Kingdom, ²kDX Diagnostics Inc, Campbell, USA

P12-3 Patient satisfaction in bladder cancer: a data linkage study from the National Cancer Patient Experience Survey (NCPES)

Ince J², Shah S², Kockelbergh R^{1,2}

¹University Hospitals of Leicester, United Kingdom, ²University of Leicester, United Kingdom

P12-4 Exploring patients' experience and perception of being diagnosed with bladder cancer: a mixed methods approach

Tan W¹, Teo C², Chan D², Ang K³, Heinrich M¹, Feber A¹, Sarpong R¹, Williams N¹, Brew-Graves C¹, Ng C², Kelly J¹

¹University College London, UK, ²University of Malaya, Kuala Lumpur, Malaysia, ³Royal Free Hospital, London, UK

P12-5 Risk factors associated with urinary tract cancer in patients referred with haematuria: Results from the IDENTIFY collaborative study

Khadhour S¹, Gallagher K², MacKenzie K³, Shah T⁴, Gao C⁵, Moore S⁶, Zimmermann E⁷, Edison E⁸, Jefferies M⁹, Nambiar A¹⁰, McGrath J¹¹, Kasivisvanathan V¹², IDENTIFY Study Group¹³

¹Aberdeen Royal Infirmary, United Kingdom, ²Western General Hospital, Edinburgh, United Kingdom, ³Sunderland Royal Hospital, United Kingdom, ⁴Charing Cross Hospital, London, United Kingdom, ⁵Addenbrookes Hospital, Cambridge, United Kingdom, ⁶Wrexham Maelor Hospital, United Kingdom, ⁷Torbay and South Devon NHS Foundation Trust, United Kingdom, ⁸North Middlesex Hospital, London, United Kingdom, ⁹Morrison Hospital, Swansea, United Kingdom, ¹⁰Freeman Hospital, Newcastle, United Kingdom, ¹¹University of Exeter Medical School, United Kingdom, ¹²University College London Hospitals NHS Foundation Trust, United Kingdom, ¹³BURST Collaborative, London, United Kingdom

P12-6 Radical cystectomy against intra-vesical BCG immunotherapy for high risk non-muscle invasive bladder cancer: Results from the randomised controlled BRAVO-feasibility study

Catto J¹, Gordon K², Poad H², Twiddy M³, Johnson M⁴, Jain S⁵, Chalal R⁶, Simms M⁷, Dooldeniya M⁸, Bell R⁹, Koenig P¹⁰, Conroy S¹, Goodwin L¹, Noon A¹, Croft J², Collinson M², Brown J²

¹Sheffield Teaching Hospitals Nhs Trust, United Kingdom, ²Clinical Trials Research Unit, University of Leeds, Leeds, United Kingdom, ³Institute of Clinical and Applied Health Research, University of Hull, UK, ⁴Freeman Hospital, Newcastle, UK, ⁵St James's University Hospital, Leeds, UK, ⁶Bradford Teaching Hospitals NHS Foundation Trust, Bradford, UK, ⁷Hull and East Yorkshire NHS Trust, UK, ⁸Mid Yorkshire Hospitals NHS Trust, Wakefield, UK, ⁹Churchill Hospital, Oxford University Hospitals NHS Trust, UK, ¹⁰Airedale NHS Foundation Trust, Keighley, UK



ePosters:

6 minutes per presentation

(3 minutes for Presentation & 3 minutes for Q&A and turnaround)

P12-7 The natural history of low risk non-muscle invasive bladder cancer: a collaborative multi-centre study

Jaffer A¹, Lee M¹, Khalil O¹, Raslan M³, Rai S¹, Kozan A⁴, Hannah M³, Bryan N⁴, Simms M⁵, Dooldeniya M⁶, Wilson J⁵, Jain S¹, Chahal R²

¹Leeds Teaching Hospital, United Kingdom, ²Bradford Teaching Hospital, United Kingdom, ³Hull Teaching Hospital, United Kingdom, ⁴Huddersfield Royal Infirmary, United Kingdom, ⁵York Teaching Hospital, United Kingdom, ⁶Pinderfields General Hospital, Wakefield, United Kingdom

P12-8 Safety and efficacy of outpatient Holmium-YAG laser ablation of non-muscle invasive bladder cancer: following up a large retrospective UK case series

Gowda A¹, Bazo A¹, Yao H¹, Goodall P¹, Sherwood B¹

¹Nottingham University Hospitals NHS Trust, United Kingdom

P12-9 National trends, perioperative outcomes and re-admission rates in 12625 radical cystectomies (open, laparoscopic and robotic) in England based on HES data

Tamhankar A¹, Hampson A¹, Thurairaja R², Kelly J³, Catto J⁴, **Vasdev N**¹

¹Lister Hospital, Stevenage, United Kingdom, ²Guys Hospital, London, United Kingdom, ³Surgical and Interventional Trials Unit (SITU), Division of Surgery and Interventional Science, University College London, London, United Kingdom, ⁴Academic Urology Unit, University of Sheffield, United Kingdom

P12-10 Benchmarking radical cystectomy - analysis of the British Association of Urological Surgeons national database.

John J¹, Pascoe J¹, Fowler S², Colquhoun A³, Rowe E⁴, Challacombe B^{2,5}, Dickinson A^{2,6}, McGrath J^{1,2}

¹Royal Devon and Exeter NHS Foundation Trust, United Kingdom, ²British Association of Urological Surgeons, London, United Kingdom, ³Cambridge University Hospitals, United Kingdom, ⁴North Bristol NHS Trust, United Kingdom, ⁵Guy's and St Thomas' NHS Foundation Trust, London, United Kingdom, ⁶University Hospitals Plymouth, United Kingdom

P12-11 Comparing the ability of wearable devices and CPET to predict major complications following radical cystectomy

Khetrapal P¹, Williams N², Ambler G², Sarpong R², Mizon C², Khan M³, Thurairaja R³, Tan M¹, Feber A², Dixon S⁴, Vasdev N⁵, Goodwin L⁴, McGrath J⁶, Charlesworth P⁷, Rowe E⁸, Koupparis A⁸, Kotwal S⁹, Ahmed I¹⁰, Hanchanale V¹¹, Brew-Graves C², Catto J⁴, Kelly J¹

¹University College London Hospital, United Kingdom, ²University College London, United Kingdom, ³Guy's and St Thomas' NHS Foundation Trust, London, United Kingdom, ⁴University of Sheffield, United Kingdom, ⁵Lister Hospital, Stevenage, United Kingdom, ⁶Royal Devonshire & Exeter NHS Trust, United Kingdom, ⁷Royal Berkshire Hospital, Reading, United Kingdom, ⁸North Bristol NHS Trust, United Kingdom, ⁹St James University Hospital, Leeds, United Kingdom, ¹⁰Queen Elizabeth University Hospital, Glasgow, United Kingdom, ¹¹Royal Liverpool Hospital, United Kingdom

P12-12 Robot assisted radical cystectomy in the over eighties (RCOES) - A United Kingdom multicentered study

Folkard S¹, **Yao M**¹, Latif E¹, Quraishi M¹, Osman B¹, Thomas M¹, Streeter E¹, Eddy B¹, Kommu S¹

¹Kent & Canterbury Hospital, United Kingdom



ePosters:

6 minutes per presentation

(3 minutes for Presentation & 3 minutes for Q&A and turnaround)

ePoster Session 13: General Urology – Emergency & Trauma

Wednesday 11 November, 1230-1330, Hall 11a

Chairs: **Katie Moore & Max Mokete**

P13-1 Withdrawn

P13-2 Investigation of patients with haemospermia – how common is an underlying diagnosis of cancer?

Satchi M¹, Katelaris A², Smekal M², Alnajjar H², Muneer A^{2,3,4}

¹Darent Valley Hospital, United Kingdom, ²Institute of Andrology, University College London Hospital, United Kingdom, ³NIHR Biomedical Research Centre, University College London Hospital, United Kingdom, ⁴Division of Surgery and Interventional Science, UCL, London, United Kingdom

P13-3 Ultrasound-guided Suprapubic Catheterisation (USPC): Technique, outcomes, and cost-effectiveness

Qamhawi Z¹, Briggs J¹, Little M¹, Ahmad F¹, Gibson M¹, Kumar P², Speirs A¹

¹Department of Interventional Radiology, Royal Berkshire Hospital, Reading, United Kingdom, ²Harold Hopkins Department of Urology, Royal Berkshire Hospital, Reading, United Kingdom

P13-4 The role of cannabinoids in benign urological disease as it relates to both basic science and clinical practice: A Systematic Review

Taylor C¹, Birch B²

¹Southampton University Hospital, United Kingdom, ²University Hospitals Southampton NHS FT, Faculty of Medicine, University of Southampton, Southampton General Hospital, United Kingdom

P13-5 Are adults just big kids? A collaborative approach to the management of vesicoureteric reflux in adults: A case series and systematic review

Murchison L¹, Seager R¹, Doherty R¹, Webb R¹, Mathur A¹

¹Norfolk and Norwich University Hospital, United Kingdom

P13-6 Delayed presentation with acute scrotal pain in ethnic minorities

Gray S¹, Gkentzis A¹, Lee L¹, Pantelides M¹

¹Royal Bolton Hospital Foundation Trust, United Kingdom

P13-7 3D printing improved testicular prosthesis prototypes: using lattice infill structure to modify mechanical properties

Skewes J¹, Chen M^{1,2}, Forrestal D¹, **Rukin N**^{1,2}, Woodruff M¹

¹Queensland University of Technology, Brisbane, Australia, ²Redcliffe Hospital, Brisbane, Australia

P13-8 Trends in antibiotic resistance for escherichia coli positive urinary infections over six years

Ong A¹, Mahobia N¹, Browning D¹, Schembri M¹, Somani B¹

¹Southampton General Hospital, United Kingdom

P13-9 Identification and quantification of immunological markers excreted in urine in response to urinary tract infection

Morris N¹, **Drake M**³, **Thompson R**¹, Luxton R², Barnett J², Jacobson K⁴

¹Bristol Urological Institute, Bristol, United Kingdom, ²University of West of England, Bristol, United Kingdom,



ePosters:

6 minutes per presentation

(3 minutes for Presentation & 3 minutes for Q&A and turnaround)



³University of Bristol, Bristol, United Kingdom, ⁴North Bristol NHS Trust, Bristol, United Kingdom

P13-10 Emergency nephrostomy insertion out of hours: Transfer to a Tertiary Centre or wait for in-house interventional radiology services?



Tien T¹, Pieri M¹, O'Connell N, Stephenson J¹, Fang T¹, Pal P¹, Pathak S¹, Graham S¹

¹Whipps Cross University Hospital, London, United Kingdom



Lit-Control: treatment for ALL types of kidney stones

● Adjust urine pH ● Inhibit crystallisation ● Clinically proven



www.lit-control.co.uk

CS BLADDER INSTILLATION FOR BPS



Chondroitin sulphate 40ml pre-filled syringe

● Proven: more published peer-reviewed clinical trials than any other GAG therapy

● Reliable: >500,000 units sold across Europe for BPS/IC, OAB, UTI & radiation cystitis

www.gepan-instill.co.uk

Contact the Purple Orchid team for more information about Lit-Control and Gepan, or to arrange a meeting



info@purpleorchidhealth.co.uk
0844 415 2420

**VISIT
STAND 400**

Introduction

by the Honorary Secretary Elect



It is a huge pleasure to introduce the teaching and skills courses for this year rather than the belated annual BAUS meeting in Birmingham. As BAUS celebrates its 75th anniversary it is entirely fitting that the courses this year should maintain and surpass the high standards set by previous meetings and I am delighted to confirm that this is the case.

The 10 courses are spread across the three days offering delegates the opportunity to attend multiple courses as they wish.

Based on delegate feedback, which of course represents a vital constituent for planning the annual meeting we continue to offer the very best and most successful courses from previous years with the Research Methodology course chaired by Vincent Gnanapragasam holding centre stage on Tuesday morning. This course will sell out extremely quickly so please book your place early and don't miss out.

Back too are the Male Factor Infertility course delivered by the Section of AGURS and the Modern Management of Stone Disease chaired by Daron Smith. The former seeks to inform an increasing urological interest in infertility which continues to grow and evolve, whilst the latter brings with it entirely new course content under a well-established banner including reference to new NICE guidelines and highly informative and interactive case discussions. Both will be full as always, book early to ensure your place.

The well-established Paediatric course, an annual staple of our meeting returns, and I am very grateful to Peter Cuckow for chairing what I know will be a tour de force and predictably highly popular amongst delegates.

Tim O'Brien's Clinical Leaders course enters its second year on the back of tremendous feedback and an interim meeting in the latter stages of 2019. This feeds into lunch where delegates will have the opportunity to mingle and network further - essential for our clinical leaders who currently face, amongst the many issues, the greatest man-power challenge in a generation.

I am particularly pleased to introduce and recommend to you all, a new course for 2020 - Bladder Outflow Surgical Skills, looking to offer a limited number of delegates the opportunity to experience hands on simulation on a variety of procedures for BOO guided by course director Suzanne Biers and other recognized experts in the field who will impart their skill and wisdom on all aspects, from the straight forward to the complex.

Another new skills course on LA Trans Perineal prostate biopsy chaired by Rick Popert and Alistair Lamb promises also to be a huge draw and again will be a fast sell out, please book asap! The FNUU course this year concentrates on Female Stress Urinary Incontinence, with Suzanne Biers taking the helm for what promises to be a true tour de force. I am sure this will be a highly engaging course, with plenty of interaction and expert commentary from leaders in the field. Navigating the new normal post-COVID19 - making the most of opportunities is the title of this year's BJUI course, chaired by Declan Murphy and this will dovetail perfectly into the BSoT course; Insights into National Selection Neil Harvey and colleagues will cover all and provide an abundance of common sense expertise to help navigate the urological career pathway.

I'd like to convey my huge gratitude not only to the course directors and faculty for such a stellar collection of courses, but also to you for attending and of course to the BAUS office, in particular Harry Heald and Louise Finch for their tireless efforts, energy and enthusiasm to bring these courses to fruition for your enjoyment and education.

Best wishes

Ian Pearce

BAUS Honorary Secretary Elect



Courses at a Glance



No.	Course Title	Course Director	Cost	No. of Spaces	Location	Time
MONDAY 9 NOVEMBER						
1	Skills Course: Local Anaesthetic Transperineal Biopsy Course	Mr Alistair Lamb & Mr Rick Popert	£40	30	Hall 6	1000-1300
2	Teaching Course: Clinical Leads Course - 'The Difficult Colleague; the Colleague in Difficulty'	Mr Tim O'Brien	£30	30	Hall 11b	1000-1300
3	Teaching Course: <i>Sponsored by BJU International -</i> Navigating the new normal post-COVID19 - Making the Most of Opportunities	Mr Declan Murphy	Free £30* refundable deposit required	30	Hall 11a	1400-1600
TUESDAY 10 NOVEMBER						
4	Teaching Course: Research Methodology	Mr Vincent Gnanapragasam	£30 BAUS Member £50 BAUS Non-Member	50	Hall 10	0900-1300
5	Teaching Course: Paediatric Urology	Professor Peter Cockrow	£30	30	Hall 11b	1400-1700
WEDNESDAY 11 NOVEMBER						
6	Teaching Course: The Management of Male Factor Infertility	Mr Asif Muneer	£30	30	Hall 10	0900-1130
7	Skills Course: Bladder Outlet Surgery	Miss Suzanne Biers	£40	30	Hall 11a	0900-1100
8	Teaching Course: A Career in Urology - Insights into National Selection	Mr Neil Harvey	£30	30	Hall 11b	0900-1100
9	Teaching Course: The Modern Management of Urinary stone disease	Mr Daron Smith	£30	30	Hall 10	1130-1330
10	Teaching Course: Female Stress Urinary Incontinence	Miss Suzanne Biers	£30	30	Hall 11b	1130-1330



Skills Course 1

Local Anaesthetic Transperineal Biopsy Course

Monday 9 November 2020 **1000-1300 (2-minute silence at 1100)**

30 Places

Location: Hall 6

Cost: £40

Directors: **Mr Alastair Lamb**, Churchill Hospital, Oxford & **Mr Rick Popert**, Guy's Hospital, London

Outline

The transperineal route is the preferred method for repeat prostate biopsies and for those with infection risk due to improved cancer detection rates, particularly of anterior lesions, and reduced faecal contamination. Typically, these biopsies have been performed under GA, which limits the scope of use. However, devices are now available to perform transperineal biopsies under LA in the outpatient clinic. This course provides an overview of the rationale behind LATP in the clinic with training in the approaches currently used in the UK.

Objectives

- Understand the benefits of TP biopsy over TRUS biopsy including the evidence regarding detection of clinically significant prostate cancer and infection rates.
- Know the different methods available for LATP including: Precision point; Camprobe; Koelis; Venflon
- Experience compatibility of available devices with commonly used ultrasound systems for cognitive and software-fusion including: BK5000, Hitachi Biopsee, Koelis Trinity, Uronav.
- Learn technique to perform targeted & systematic LATP biopsies.

Faculty

Mr Vincent J Gnanapragasam, University of CambridgeHidelazu Yamamoto

Mr Mark Laniado, Wexham Park Hospital

Mr Michael Sut, Luton and Dunstable University Hospital NHS Foundation Trust

Mr Francisco Lopez, Uro-oncologist and Robotic Surgery Fellow, Oxford University Hospitals NHS Foundation Trust.

Mr Jonah Rusere, Clinical Nurse Specialist, Royal Free London NHS Foundation Trust

Mr Soni Xavier, Maidstone and Tunbridge Wells NHS Trust

Equipment Generously Provided by:



Teaching Course 2

Clinical Leads Course - 'The Difficult Colleague; the Colleague in Difficulty'

Monday 9 November 2020 **1000-1300 (2-minute silence at 1100)**
30 Places Location: Hall 11b Cost: £30

Director: Mr Tim O'Brien, President of BAUS & Guy's Hospital & **Mr Mark Lynch**, Croydon University Hospital

Suitability

This course is suitable for registrars and appointed consultants looking to develop or start research as part of their training or their clinical work. The course is geared to equip trainees or new consultants with the basics of research methodology. Participants are encouraged to have done GCP training prior to enrolling on the course.

Aims & Objectives

Leading a department where everyone is thriving is mostly straightforward but when colleagues start to struggle, events can spiral out of control and put a whole department's performance at risk. Clinical leads may be untrained & unprepared for the ensuing mayhem and can very quickly feel out of their depth.

The clinical leads course addresses this challenging subject by considering 3 scenarios. The 36-year-old newly appointed consultant who is struggling clinically; the 46-year-old consultants who are consumed by rivalry and money; the 56-year-old consultant who is grumpy about everything.

3 highly experienced clinical and medical directors will share their experience and advice in these very different situations. What to do & what not to do?

The course will be interactive; there will be ample time for networking and lunch is included. Our aim at BAUS is to build a cohort of clinical leads in the UK who can share experience and support each other. There will also be chance to meet Amy Rylance and Mhukti Perumal from prostate cancer UK who as a follow-on to the course in 2019 convened superb leadership training and hope to do so again in 2020.

Quotes

".....This group provides a fantastic opportunity to share and troubleshoot common problems, celebrate and learn from triumphs, and network with likeminded individuals!"

Roger Walker, Epsom and St Helier clinical lead

"An excellent forum with huge potential."

Dav Sharma, St George's Hospital, London

Faculty

Miss Gillian Smith, Consultant Urologist, Assistant Medical Director, Royal Free Hospital, London

Professor Andrew Rhodes, Consultant in Intensive Care and Medical Director, St. George's Hospital, London

Mr Krishna Sethia, Consultant Urologist and ex- medical director, Norfolk and Norwich University Hospital.

Ms Amy Rylance, Prostate Cancer UK

Ms Mhukti Perumal, Prostate Cancer UK



Teaching Course 3 • Sponsored by BJU International

Navigating the new normal post-COVID19 - Making the Most of Opportunities

Tuesday 10 November 2020

1400-1600

30 Places

Location: Hall 11a

Cost: FREE

*£30 refundable deposit required

Director: Mr Declan Murphy, Peter MacCallum Cancer Centre, University of Melbourne, Australia

Suitable For

All trainees, urologists, nurses and allied health care practitioners.

Course Outline

This course is set to the backdrop of the COVID-19 global pandemic. It provides a chance to reflect on the extreme disruption which this caused to healthcare delivery in 2020, urology in particular, and to see what lessons might be learned as we deal with the ongoing threat which COVID-19 presents. Strategies about pandemic preparedness are considered, and we focus on the dramatic shift to telehealth and virtual education which COVID-19 provoked, and which is likely to lead to some permanent changes to the way we work and learn. Finally, we consider the impact of COVID-19 on research and training.

Learning Objectives

1. To reflect on the COVID-19 global pandemic and consider our preparedness for such a public health emergency
2. To consider opportunities and best practices for telehealth in urology
3. To review opportunities for continuing professional development in virtual environments including virtual conferencing and webinars
4. To consider the impact of COVID-19 on clinical research
5. To consider the impact of COVID-19 on urology training

Programme

Welcome

Strange times

Pandemic preparedness - service planning to avoid chaos

Optimising telehealth for clinicians and patients

Telehealth role play - how not to do it

Virtual conferencing - a temporary aberration?

Virtual learning during COVID-19

Research and training during a pandemic

Panel Discussion | Great things to come out of COVID-19

Close



Teaching Course 4

The Basics of Research Methodology

Tuesday 10 November 2020
1100-1300

50 Places

Location: Hall 10

Cost: £30 Members

£50 Non-Members

Director: Mr Vincent J Gnanapragasam, University of Cambridge

Suitability

This course is suitable for registrars and appointed consultants looking to develop or start research as part of their training or their clinical work. The course is geared to equip trainees or new consultants with the basics of research methodology. Participants are encouraged to have done GCP training prior to enrolling on the course.

Outline

The course is intended to teach the basics of how to undertake and perform research. The course will explore the different types of research which can be undertaken, and the basic components required. The course will cover research ideas including how to participate in clinical trials, lead research and identify sources of funding. Topics will also include how to navigate the modern IRAS, HRA and ethics process and also other regulatory aspects. Trial methodology as will tips and ideas on how to optimise your findings to help you present and publish your work. The faculty will represent a wide range of expertise and knowledge from both academic and clinical backgrounds to answer any questions participants may have.

Objectives:

At the end of this course participants should have a good understanding of:

- The context of research in the modern NHS
- How to plan and execute a research project
- Common hurdles and barriers in clinical research
- How to join or start a clinical trial
- How to get a study funded from local to national
- How to ensure your results are publishable and impactful
- The current regulatory framework in clinical trials

Faculty

Mr Alastair Lamb, Consultant Urologist and Senior Academic Fellow, University of Oxford

Mr John Aning, Consultant Urologist, Bristol Urological Institute, Southmead Hospital.

Mr Richard Skells, Senior Trials Co-ordinator, Cambridge Clinical Trials Unit, Cambridge

Ms Anne George, Research Associate, CRUK Cambridge Cancer Centre, University of Cambridge

Mr David Thurtle, Academic Clinical Fellow and SpR, East of England Deanery

Professor Ian Pearce, Consultant Urologist, Manchester Royal Infirmary and Editor, JCU



Teaching Course 5

Paediatric Urology

Tuesday 10 November 2020

1400-1700

30 Places

Location: Hall 11b

Cost: £30

Director: **Professor Peter Cuckow**, Great Ormond Street, London

Outline and Objectives

The aim of this course is to reinforce and support the practice of paediatric urology outside a specialist unit. We are grateful that we can continue to provide a focus on children within the BAUS meeting and an opportunity for established Consultants and interested trainees to meet.

There will also be didactic mini lectures on key topics, each led by a paediatric urologist and illustrated by appropriate clinical scenarios.

We do hope, as usual, to provide a 3-hour interactive feast that will leave delegates better equipped – be it for forthcoming exams or their next paediatric clinic.

Faculty

Professor Peter Cuckow, Consultant Urological Surgeon, Great Ormond Street Hospital for Children NHS Trust, London

Ms Navroop Johal, Consultant Urological Surgeon, Great Ormond Street Hospital for Children NHS Trust, London

Ms Eleni Papageorgiou, Consultant Urological Surgeon, Great Ormond Street Hospital for Children NHS Trust, London

Mr Divyesh Desai, Consultant Urological Surgeon, Great Ormond Street Hospital for Children NHS Trust, London



Teaching Course 6

The Management of Male Factor Infertility

Wednesday 11 November 2020

0900-1130

2-minute silence at 1100

30 Places

Location: Hall 10

Cost: £30

Director: Mr Asif Muneer, University College Hospital, London

Summary

This course will provide a comprehensive and expert review for the diagnosis, medical and surgical management of male infertility and an overview of assisted reproductive techniques.

Both trainees and consultants often have limited exposure to diagnosing and treating male factor. The role of the urologist in assessing the infertile male is becoming increasingly important in the diagnostic pathway particularly with the changes in the NHS England commissioning policy. Men with azoospermia should to be investigated by specialists and urologists are best placed to investigate and treat these patients as well as linking with local fertility units to offer an integrated service.

The course is aimed at both urological trainees and consultants.

Course Objectives

By the end of the course the delegates should be able to understand the underlying basis and assessment of male infertility and the diagnostic pathway in keeping with NHS commissioning policies. Understand how to undertake complex surgery for surgical sperm retrieval and set up a service within their network.

The course aims to provide trainees with the essential background for FRCS(Urol) preparation and also provides established Consultants interested in developing a practice in this area an opportunity to gain expert advice on setting up the service, gaining mentorship and tips on how to develop fertility pathways.

Faculty:

Mr Rowland Rees, University Hospital Southampton

Mr Hussain Alnajjar, Consultant Urological Surgeon UCLH

Miss Pippa Sangster, University College Hospital, London

Dr Lynne Robinson, Birmingham Women's NHS Foundation Trust

Dr Jackson Kirkman-Brown MBE, University of Birmingham



Skills Course 7

Bladder Outlet Surgery

Wednesday 11 November 2020
0900-1100

30 Places

Location: Hall 11a

Cost: £40

Director: Miss Suzanne Biers, Addenbrooke's Hospital, Cambridge

Aims and objectives

Useful for all grades of urologist, this hands-on course aims to provide focused training and supervision of all techniques of bladder outlet (BOO) surgery. The options we offer patients has continued to grow and understanding and experience of these procedures allows better counselling and discussion of options for individual patients. Faculty will take you through the different surgical steps, and provide education on the role of each procedure, and tips and tricks on how to achieve the best outcomes, both from patient selection, and from advice on how best to proceed with differences in prostate anatomy.

Outline

There will be 5 stations, each with a hands-on model or simulation unit, to allow delegates to experience and go through the different procedures for BOO surgery. At each station there will be a faculty member with sub-specialist knowledge of the procedure to provide supervision of the skill station, to advice on how to optimise technique and give feedback, and to provide background information and tips on tricks on how to deal with unexpected complications and the challenging prostate. There will be six delegates per station who will rotate every 20 minutes delegates.

- TURP (bipolar)
- Lasers: HoLEP
- Lasers: Greenlight PVP
- Urolift
- Rezüm

Faculty

TURP (bipolar)

Mr Shekhar Biyani, St James's University Hospital, Leeds

Mr Neil Barber, Frimley Hospital, Frimley

Lasers: HoLEP

Mr Tevita Aho, Addenbrooke's Hospital, Cambridge

Lasers: Greenlight PVP

Mr Richard Hindley, Basingstoke and North Hampshire Hospitals

Mr Neil Barber, Frimley Hospital, Frimley

Urolift

Mr Mark Rochester, Norfolk and Norwich Hospital, Norwich

Rezüm

Mr Kasra Saeb-Parsy, Addenbrooke's Hospital, Cambridge

Equipment Generously Provided by:



Teaching Course 8

A Career in Urology: Insights into National Selection

Wednesday 11 November 2020
0900-1100

30 Places

Location: Hall 11b

Cost: £30

Directors: **Mr Neil Harvey**, Royal Preston Hospital

Outline

Aimed at those applying for a National Training Number in the 2021 round, this course will be most relevant to CT2s, and trust grade doctors looking to step on to the training programme.

Come and hear from experienced trainees about what they wished they'd known at your stage, discuss the challenges you will face and learn about the opportunities available to you, and most importantly learn how you can get up that next rung on the ladder; all in a relaxed, informal environment.

Programme

- 0930-0945 **Welcome; how we got here and the structure of the interview**
Mr Neil Harvey, Royal Preston Hospital
- 0945-1015 **The Clinical Stations: Outpatients and Emergencies**
Ms Charlotte Roberts, Royal Albert Edward Infirmary, Wigan
- 1015-1030 **The Communication Station**
Mr Ben Starmer, Royal Liverpool and Broadgreen Hospitals
- 1030-1045 **The Procedural Skills Station**
Mr Paul Sturch, Darent Valley Hospital, Dartford
- 1045-1100 **The Portfolio Station**
Miss Neha Sihra, St George's Hospital, London
- 1100-1125 **Open, round table discussion**
- 1125-1130 **Final thoughts and close**
Mr Neil Harvey, Royal Preston Hospital

Faculty

Ms Charlotte Roberts, Royal Albert Edward Infirmary, Wigan

Mr Ben Starmer, Royal Liverpool and Broadgreen Hospitals

Mr Paul Sturch, Darent Valley Hospital, Dartford

Miss Neha Sihra, St George's Hospital, London


Teaching Course 9

The Modern Management of Urinary Stone Disease

Wednesday 11 November 2020**1130-1330**

30 Places

Location: Hall 10

Cost: £30

Directors: **Mr Daron Smith**, University College Hospital, London

Objectives

To provide insights into the current “state of the art” intra-operative treatment of urolithiasis, and guidance for post-operative management including metabolic screening and preventative therapy.

The current “best practice” technique for ESWL, FURS and PCNL and medical management will be discussed in brief didactic updates. The main focus of the course will be on intra-operative and post-operative decision making, including “tips and tricks” to help avoid complications and to discuss options to deal with them when they occur. This will be delivered through interactive case presentations from each of the faculty, and through round-table discussion of case scenarios. Audience participation will be encouraged to maximise the learning opportunities for all.

Faculty

Professor Margaret Pearle, UT Southwestern Medical Center, Dallas, USA**Dr Brian Eisner**, MD, Massachusetts General Hospital**Mr Hari Ratan**, Nottingham University Hospital**Mr Jake Patterson**, Royal Hallamshire Hospital, Sheffield

Teaching Course 10

Female Stress Urinary Incontinence

Wednesday 11 November 2020 1130-1330

30 Places

Location: Hall 11b

Cost: £30

Directors: Miss Suzanne Biers, Addenbrooke's Hospital, Cambridge

Aims & Objectives

Suitable for all grades of urologists, this course aims to comprehensively provide an overview of female incontinence and covers updates in NICE and EAU guidance, and the mesh complications. It provides a helpful revision of relevant female anatomy, assessment and investigation, current practice and evidence base in the management and surgical options for female urinary incontinence. With global concern over vaginal mesh complications, this course covers the importance of recognition and management of this challenging issue in urology.

Outline

Time	Talk	Faculty
1100-1120	Anatomy of the female pelvis and perineum	Suzanne Biers
1120-1140	Definitions, assessment and investigation	Mo Belal
1140-1205	Management of female stress urinary incontinence (SUI) - conservative, urethral bulking, colposuspension and pubovaginal sling	Chris Harding
1205 - 1230	Management of female complex SUI - female AUS, bladder neck closure, neuropathic patients	Sheilagh Reid
1230 - 1255	Guidelines and mesh complications	Tamsin Greenwell
1255-1200	Summary and Q&A	All faculty

Faculty

Miss Suzanne Biers, Addenbrooke's Hospital, Cambridge

Mr Mo Belal, Queen Elizabeth Hospital, Birmingham

Mr Chris Harding, Freeman Hospital, Newcastle

Miss Sheilagh Reid, Royal Hallamshire Hospital, Sheffield

Miss Tamsin Greenwell, University College London Hospital


Emergency Procedures

Emergency announcement

If it becomes necessary to evacuate the building, the following message will be broadcast:

“Ladies and Gentlemen, may I have your attention please. We must ask you to leave the building by the nearest exit as quickly as possible. Do not use the lifts and do not stop to collect personal belongings”

First Aid Emergencies

In cases of medical emergency call Security Control (0121 200 2000 option 1) giving the exact location of the casualty and details of injuries sustained. Security Control will then arrange for all necessary assistance. Alternatively, please contact the nearest Host.

Fire Procedures

An intelligent fire alarm system and audible sounders protect the ICC and Symphony Hall. There are portable fire extinguishers, fire hoses and a sprinkler system throughout.

In the event of discovering a fire in your vicinity:

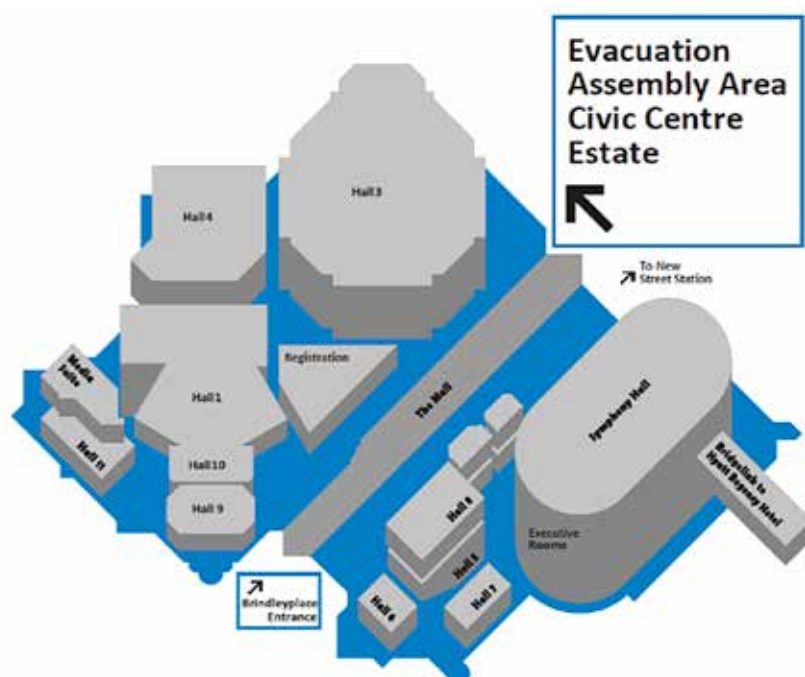
- 1) Raise the alarm by breaking the glass in the fire alarm call point.
- 2) Inform the Security Control Room on an internal telephone by dialling 3333 or inform the nearest Host giving location and nature of the fire.
- 3) Turn off all electrical equipment in your area, where safe and practicable to do so.
- 4) Follow Hosts' instructions.
- 5) Make your way to the nearest fire exit; do NOT use lifts or escalators.
- 6) Do NOT go back to collect personal belongings.
- 7) Report to the assembly point on Civic Centre Estate and await instructions.
- 8) Please notify a Security Officer if you believe a member of your team is missing.
- 9) Only return to the building when instructed by a fire officer.

Security

Please remember to be vigilant throughout your event to ensure the safety of your property. If items cannot be watched then it is important that they are properly secured.

Evacuation Area

Located at Civic Centre Estate





ICC BIRMINGHAM

The British Association of Urological Surgeons
35/43 Lincoln's Inn Fields, London WC2A 3PE, UK
Tel: +44 (0) 20 7869 6950
Fax: +44 (0) 20 7404 5048
Email: events@baus.org.uk
www.baus.org.uk
Twitter: @BAUSurology

Registered Charity No: 1127044
Registered Company No: 06054614
VAT Registration No: 380 5441 59

 **#BAUS20**

 **BAUSTV**

